



Single Assessment Institution-Level Pass Rate Data: *Traditional Teacher Preparation Program Within IHE*

| | | |
|--|--|-------------------------------|
|  | HEOA - Title II 2013 - 2014 Academic Year | |
| | Institution Name | UNIVERSITY OF LA AT LAFAYETTE |
| | Institution Code | 6672 |
| | State | Louisiana |

April 3, 2015

| Assessment Information ¹ | Group | Number Taking Assessment | Number Passing Assessment | Institutional Pass Rate | Institutional Average Scaled Score | Assessment Cut Score ² | Statewide | | | |
|---|---|--------------------------|---------------------------|-------------------------|------------------------------------|-----------------------------------|--------------------------|---------------------------|---------------------|--------------------------------|
| | | | | | | | Number Taking Assessment | Number Passing Assessment | Statewide Pass Rate | Statewide Average Scaled Score |
| AGRICULTURE (0700) Test Company: ETS Score Range: 250-990 | All enrolled students who have completed all nonclinical courses, 2013-14 | | | | | | | | | |
| | Other enrolled students, 2013-14 | | | | | | 2 | | | |
| | All program completers, 2013-14 | | | | | | 7 | | | |
| | All program completers, 2012-13 | | | | | | 7 | | | |
| | All program completers, 2011-12 | 1 | | | | 510 | 8 | | | |
| ART CONTENT KNOWLEDGE (DISCONTINUED) (0133) Test Company: ETS Score Range: 100-200 | All enrolled students who have completed all nonclinical courses, 2013-14 | | | | | | | | | |
| | Other enrolled students, 2013-14 | 1 | | | | 155 | 1 | | | |
| | All program completers, 2013-14 | | | | | | | | | |
| | All program completers, 2012-13 | 1 | | | | 155 | 3 | | | |
| | All program completers, 2011-12 | 5 | | | | 155 | 18 | 18 | 100% | 169 |
| ART CONTENT KNOWLEDGE (5134) Test Company: ETS Score Range: 100-200 | All enrolled students who have completed all nonclinical courses, 2013-14 | 1 | | | | 159 | 5 | | | |
| | Other enrolled students, 2013-14 | 5 | | | | 159 | 8 | | | |
| | All program completers, 2013-14 | 4 | | | | 159 | 21 | 21 | 100% | 166 |
| | All program completers, 2012-13 | 6 | | | | 159 | 14 | 14 | 100% | 167 |
| | All program completers, 2011-12 | | | | | | | | | |
| BIOLOGY CONTENT KNOWLEDGE (0235) Test Company: ETS Score Range: 100-200 | All enrolled students who have completed all nonclinical courses, 2013-14 | 2 | | | | 150 | 7 | | | |
| | Other enrolled students, 2013-14 | 6 | | | | 150 | 13 | 8 | 62% | 155 |
| | All program completers, 2013-14 | 8 | | | | 150 | 36 | 36 | 100% | 166 |
| | All program completers, 2012-13 | 7 | | | | 150 | 22 | 22 | 100% | 160 |
| | All program completers, 2011-12 | 6 | | | | 150 | 29 | 29 | 100% | 165 |


Single Assessment Institution-Level Pass Rate Data: Traditional Teacher Preparation Program Within IHE

| | | |
|--|--|-------------------------------|
|  | HEOA - Title II 2013 - 2014 Academic Year | |
| | Institution Name | UNIVERSITY OF LA AT LAFAYETTE |
| | Institution Code | 6672 |
| | State | Louisiana |

April 3, 2015

| Assessment Information ¹ | Group | Number Taking Assessment | Number Passing Assessment | Institutional Pass Rate | Institutional Average Scaled Score | Assessment Cut Score ² | Statewide | | | | |
|--|---|--------------------------|---------------------------|-------------------------|------------------------------------|-----------------------------------|--------------------------|---------------------------|---------------------|--------------------------------|--|
| | | | | | | | Number Taking Assessment | Number Passing Assessment | Statewide Pass Rate | Statewide Average Scaled Score | |
| BUSINESS ED CONTENT KNOWLEDGE (5101) Test Company: ETS Score Range: 100-200 | All enrolled students who have completed all nonclinical courses, 2013-14 | | | | | | 1 | | | | |
| | Other enrolled students, 2013-14 | | | | | | 3 | | | | |
| | All program completers, 2013-14 | 3 | | | | 154 | 8 | | | | |
| | All program completers, 2012-13 | 3 | | | | 154 | 13 | 13 | 100% | 166 | |
| | All program completers, 2011-12 | 3 | | | | 154 | 5 | | | | |
| BUSINESS ED (0100) Test Company: ETS Score Range: 250-990 | All enrolled students who have completed all nonclinical courses, 2013-14 | | | | | | | | | | |
| | Other enrolled students, 2013-14 | | | | | | | | | | |
| | All program completers, 2013-14 | | | | | | | | | | |
| | All program completers, 2012-13 | | | | | | | | | | |
| | All program completers, 2011-12 | | | | | | 2 | | | | |
| CHEMISTRY CONTENT KNOWLEDGE (0245) Test Company: ETS Score Range: 100-200 | All enrolled students who have completed all nonclinical courses, 2013-14 | 1 | | | | 151 | 1 | | | | |
| | Other enrolled students, 2013-14 | | | | | | 4 | | | | |
| | All program completers, 2013-14 | | | | | | 2 | | | | |
| | All program completers, 2012-13 | | | | | | 7 | | | | |
| | All program completers, 2011-12 | 1 | | | | 151 | 6 | | | | |
| EARLY CHILDHOOD EDUCATION (0020) Test Company: ETS Score Range: 250-990 | All enrolled students who have completed all nonclinical courses, 2013-14 | | | | | | | | | | |
| | Other enrolled students, 2013-14 | | | | | | | | | | |
| | All program completers, 2013-14 | | | | | | | | | | |
| | All program completers, 2012-13 | | | | | | | | | | |
| | All program completers, 2011-12 | | | | | | 2 | | | | |


Single Assessment Institution-Level Pass Rate Data: Traditional Teacher Preparation Program Within IHE

| | | |
|--|--|-------------------------------|
|  | HEOA - Title II 2013 - 2014 Academic Year | |
| | Institution Name | UNIVERSITY OF LA AT LAFAYETTE |
| | Institution Code | 6672 |
| | State | Louisiana |

April 3, 2015

| Assessment Information ¹ | Group | Number Taking Assessment | Number Passing Assessment | Institutional Pass Rate | Institutional Average Scaled Score | Assessment Cut Score ² | Statewide | | | |
|---|---|--------------------------|---------------------------|-------------------------|------------------------------------|-----------------------------------|--------------------------|---------------------------|---------------------|--------------------------------|
| | | | | | | | Number Taking Assessment | Number Passing Assessment | Statewide Pass Rate | Statewide Average Scaled Score |
| ED OF EXCEPTIONAL STUDENTS CORE CK(DISCONTINUED) (0353) Test Company: ETS Score Range: 100-200 | All enrolled students who have completed all nonclinical courses, 2013-14 | | | | | | 1 | | | |
| | Other enrolled students, 2013-14 | | | | | | | | | |
| | All program completers, 2013-14 | | | | | | | | | |
| | All program completers, 2012-13 | 1 | | | | 143 | 2 | | | |
| | All program completers, 2011-12 | | | | | | 12 | 12 | 100% | 163 |
| ED OF EXCEPTIONAL STUDENTS MTMD (0542) Test Company: ETS Score Range: 100-200 | All enrolled students who have completed all nonclinical courses, 2013-14 | | | | | | | | | |
| | Other enrolled students, 2013-14 | | | | | | | | | |
| | All program completers, 2013-14 | | | | | | | | | |
| | All program completers, 2012-13 | 1 | | | | 141 | 1 | | | |
| | All program completers, 2011-12 | | | | | | 6 | | | |
| ELEM ED CONTENT KNOWLEDGE (5014) Test Company: ETS Score Range: 100-200 | All enrolled students who have completed all nonclinical courses, 2013-14 | 38 | 38 | 100% | 167 | 150 | 226 | 224 | 99% | 165 |
| | Other enrolled students, 2013-14 | 71 | 63 | 89% | 162 | 150 | 443 | 399 | 90% | 164 |
| | All program completers, 2013-14 | 123 | 123 | 100% | 166 | 150 | 695 | 694 | 100% | 165 |
| | All program completers, 2012-13 | 115 | 115 | 100% | 165 | 150 | 751 | 751 | 100% | 165 |
| | All program completers, 2011-12 | 120 | 120 | 100% | 164 | 150 | 713 | 712 | 100% | 164 |
| ENG LANG LIT COMP CONTENT KNOWLEDGE (0041) Test Company: ETS Score Range: 100-200 | All enrolled students who have completed all nonclinical courses, 2013-14 | 9 | | | | 160 | 29 | 29 | 100% | 174 |
| | Other enrolled students, 2013-14 | 6 | | | | 160 | 43 | 37 | 86% | 175 |
| | All program completers, 2013-14 | 29 | 29 | 100% | 171 | 160 | 102 | 102 | 100% | 176 |
| | All program completers, 2012-13 | 17 | 17 | 100% | 176 | 160 | 97 | 97 | 100% | 175 |
| | All program completers, 2011-12 | 17 | 17 | 100% | 169 | 160 | 97 | 97 | 100% | 174 |


Single Assessment Institution-Level Pass Rate Data: Traditional Teacher Preparation Program Within IHE

| | | |
|--|--|-------------------------------|
|  | HEOA - Title II 2013 - 2014 Academic Year | |
| | Institution Name | UNIVERSITY OF LA AT LAFAYETTE |
| | Institution Code | 6672 |
| | State | Louisiana |

April 3, 2015

| Assessment Information ¹ | Group | Number Taking Assessment | Number Passing Assessment | Institutional Pass Rate | Institutional Average Scaled Score | Assessment Cut Score ² | Statewide | | | |
|--|---|--------------------------|---------------------------|-------------------------|------------------------------------|-----------------------------------|--------------------------|---------------------------|---------------------|--------------------------------|
| | | | | | | | Number Taking Assessment | Number Passing Assessment | Statewide Pass Rate | Statewide Average Scaled Score |
| ENG LANG LIT COMP PEDAGOGY (0043) Test Company: ETS Score Range: 100-200 | All enrolled students who have completed all nonclinical courses, 2013-14 | 2 | | | | 130 | 8 | | | |
| | Other enrolled students, 2013-14 | | | | | | 5 | | | |
| | All program completers, 2013-14 | 23 | 23 | 100% | 149 | 130 | 67 | 65 | 97% | 148 |
| | All program completers, 2012-13 | 17 | 17 | 100% | 152 | 130 | 96 | 96 | 100% | 151 |
| | All program completers, 2011-12 | 17 | 17 | 100% | 146 | 130 | 97 | 97 | 100% | 152 |
| FAMILY AND CONSUMER SCIENCES (5121) Test Company: ETS Score Range: 100-200 | All enrolled students who have completed all nonclinical courses, 2013-14 | | | | | | 3 | | | |
| | Other enrolled students, 2013-14 | | | | | | 2 | | | |
| | All program completers, 2013-14 | | | | | | 2 | | | |
| | All program completers, 2012-13 | | | | | | 3 | | | |
| | All program completers, 2011-12 | | | | | | 10 | 10 | 100% | 164 |
| FRENCH WORLD LANGUAGE (5174) Test Company: ETS Score Range: 100-200 | All enrolled students who have completed all nonclinical courses, 2013-14 | | | | | | | | | |
| | Other enrolled students, 2013-14 | | | | | | | | | |
| | All program completers, 2013-14 | | | | | | | | | |
| | All program completers, 2012-13 | | | | | | | | | |
| | All program completers, 2011-12 | | | | | | 5 | | | |
| GENERAL SCI CONTENT KNOWLEDGE (0435) Test Company: ETS Score Range: 100-200 | All enrolled students who have completed all nonclinical courses, 2013-14 | | | | | | | | | |
| | Other enrolled students, 2013-14 | 1 | | | | 156 | 2 | | | |
| | All program completers, 2013-14 | | | | | | 1 | | | |
| | All program completers, 2012-13 | 1 | | | | 156 | 4 | | | |
| | All program completers, 2011-12 | | | | | | 1 | | | |


Single Assessment Institution-Level Pass Rate Data: Traditional Teacher Preparation Program Within IHE

| | | |
|--|--|-------------------------------|
|  | HEOA - Title II 2013 - 2014 Academic Year | |
| | Institution Name | UNIVERSITY OF LA AT LAFAYETTE |
| | Institution Code | 6672 |
| | State | Louisiana |

April 3, 2015

| Assessment Information ¹ | Group | Number Taking Assessment | Number Passing Assessment | Institutional Pass Rate | Institutional Average Scaled Score | Assessment Cut Score ² | Statewide | | | |
|---|---|--------------------------|---------------------------|-------------------------|------------------------------------|-----------------------------------|--------------------------|---------------------------|---------------------|--------------------------------|
| | | | | | | | Number Taking Assessment | Number Passing Assessment | Statewide Pass Rate | Statewide Average Scaled Score |
| MATHEMATICS CONTENT KNOWLEDGE (0061) Test Company: ETS Score Range: 100-200 | All enrolled students who have completed all nonclinical courses, 2013-14 | 4 | | | | 135 | 14 | 13 | 93% | 147 |
| | Other enrolled students, 2013-14 | 5 | | | | 135 | 34 | 26 | 76% | 145 |
| | All program completers, 2013-14 | 12 | 12 | 100% | 145 | 135 | 52 | 52 | 100% | 150 |
| | All program completers, 2012-13 | 7 | | | | 135 | 59 | 59 | 100% | 148 |
| | All program completers, 2011-12 | 9 | | | | 135 | 55 | 55 | 100% | 149 |
| MIDDLE SCHOOL ENGLISH LANGUAGE ARTS (5049) Test Company: ETS Score Range: 100-200 | All enrolled students who have completed all nonclinical courses, 2013-14 | | | | | | 4 | | | |
| | Other enrolled students, 2013-14 | | | | | | 6 | | | |
| | All program completers, 2013-14 | 2 | | | | 160 | 12 | 12 | 100% | 167 |
| | All program completers, 2012-13 | 3 | | | | 160 | 19 | 19 | 100% | 172 |
| | All program completers, 2011-12 | 4 | | | | 160 | 16 | 16 | 100% | 170 |
| MIDDLE SCHOOL MATHEMATICS (DISCONTINUED) (0069) Test Company: ETS Score Range: 100-200 | All enrolled students who have completed all nonclinical courses, 2013-14 | 3 | | | | 148 | 8 | | | |
| | Other enrolled students, 2013-14 | 2 | | | | 148 | 9 | | | |
| | All program completers, 2013-14 | 7 | | | | 148 | 37 | 37 | 100% | 163 |
| | All program completers, 2012-13 | 5 | | | | 148 | 27 | 27 | 100% | 161 |
| | All program completers, 2011-12 | 8 | | | | 148 | 27 | 27 | 100% | 161 |
| MIDDLE SCHOOL SCIENCE (0439) Test Company: ETS Score Range: 100-200 | All enrolled students who have completed all nonclinical courses, 2013-14 | 3 | | | | 150 | 8 | | | |
| | Other enrolled students, 2013-14 | 1 | | | | 150 | 6 | | | |
| | All program completers, 2013-14 | 5 | | | | 150 | 14 | 14 | 100% | 156 |
| | All program completers, 2012-13 | 2 | | | | 150 | 15 | 15 | 100% | 157 |
| | All program completers, 2011-12 | 7 | | | | 150 | 26 | 26 | 100% | 158 |


Single Assessment Institution-Level Pass Rate Data: Traditional Teacher Preparation Program Within IHE

| | | |
|--|--|-------------------------------|
|  | HEOA - Title II 2013 - 2014 Academic Year | |
| | Institution Name | UNIVERSITY OF LA AT LAFAYETTE |
| | Institution Code | 6672 |
| | State | Louisiana |

April 3, 2015

| Assessment Information ¹ | Group | Number Taking Assessment | Number Passing Assessment | Institutional Pass Rate | Institutional Average Scaled Score | Assessment Cut Score ² | Statewide | | | |
|--|---|--------------------------|---------------------------|-------------------------|------------------------------------|-----------------------------------|--------------------------|---------------------------|---------------------|--------------------------------|
| | | | | | | | Number Taking Assessment | Number Passing Assessment | Statewide Pass Rate | Statewide Average Scaled Score |
| MIDDLE SCHOOL SOCIAL STUDIES (5089) Test Company: ETS Score Range: 100-200 | All enrolled students who have completed all nonclinical courses, 2013-14 | 3 | | | | 149 | 7 | | | |
| | Other enrolled students, 2013-14 | 1 | | | | 149 | 2 | | | |
| | All program completers, 2013-14 | 2 | | | | 149 | 15 | 15 | 100% | 163 |
| | All program completers, 2012-13 | 1 | | | | 149 | 16 | 16 | 100% | 160 |
| | All program completers, 2011-12 | 3 | | | | 149 | 13 | 13 | 100% | 158 |
| MUSIC CONTENT KNOWLEDGE (0113) Test Company: ETS Score Range: 100-200 | All enrolled students who have completed all nonclinical courses, 2013-14 | 5 | | | | 151 | 26 | 26 | 100% | 166 |
| | Other enrolled students, 2013-14 | 2 | | | | 151 | 30 | 25 | 83% | 163 |
| | All program completers, 2013-14 | 10 | 10 | 100% | 167 | 151 | 85 | 85 | 100% | 165 |
| | All program completers, 2012-13 | 8 | | | | 151 | 102 | 102 | 100% | 164 |
| | All program completers, 2011-12 | 6 | | | | 151 | 69 | 69 | 100% | 163 |
| PHYSICAL ED CONTENT KNOWLEDGE (5091) Test Company: ETS Score Range: 100-200 | All enrolled students who have completed all nonclinical courses, 2013-14 | 7 | | | | 146 | 27 | 27 | 100% | 156 |
| | Other enrolled students, 2013-14 | 1 | | | | 146 | 18 | 17 | 94% | 156 |
| | All program completers, 2013-14 | 11 | 11 | 100% | 158 | 146 | 66 | 66 | 100% | 156 |
| | All program completers, 2012-13 | 10 | 10 | 100% | 153 | 146 | 92 | 92 | 100% | 156 |
| | All program completers, 2011-12 | 9 | | | | 146 | 68 | 68 | 100% | 156 |
| PHYSICS CONTENT KNOWLEDGE (5265) Test Company: ETS Score Range: 100-200 | All enrolled students who have completed all nonclinical courses, 2013-14 | 1 | | | | 141 | 1 | | | |
| | Other enrolled students, 2013-14 | | | | | | 1 | | | |
| | All program completers, 2013-14 | | | | | | 1 | | | |
| | All program completers, 2012-13 | | | | | | 4 | | | |
| | All program completers, 2011-12 | | | | | | 1 | | | |


Single Assessment Institution-Level Pass Rate Data: Traditional Teacher Preparation Program Within IHE

| | | |
|--|--|-------------------------------|
|  | HEOA - Title II 2013 - 2014 Academic Year | |
| | Institution Name | UNIVERSITY OF LA AT LAFAYETTE |
| | Institution Code | 6672 |
| | State | Louisiana |

April 3, 2015

| Assessment Information ¹ | Group | Number Taking Assessment | Number Passing Assessment | Institutional Pass Rate | Institutional Average Scaled Score | Assessment Cut Score ² | Statewide | | | |
|---|---|--------------------------|---------------------------|-------------------------|------------------------------------|-----------------------------------|--------------------------|---------------------------|---------------------|--------------------------------|
| | | | | | | | Number Taking Assessment | Number Passing Assessment | Statewide Pass Rate | Statewide Average Scaled Score |
| PRAXIS I MATHEMATICS (0730) Test Company: ETS Score Range: 150-190 | All enrolled students who have completed all nonclinical courses, 2013-14 | 24 | 24 | 100% | 177 | 175 | 149 | 145 | 97% | 178 |
| | Other enrolled students, 2013-14 | 77 | 74 | 96% | 178 | 175 | 529 | 519 | 98% | 178 |
| | All program completers, 2013-14 | 77 | 76 | 99% | 178 | 175 | 432 | 426 | 99% | 178 |
| | All program completers, 2012-13 | 77 | 77 | 100% | 178 | 175 | 503 | 499 | 99% | 178 |
| | All program completers, 2011-12 | 99 | 98 | 99% | 176 | 175 | 541 | 539 | 100% | 177 |
| PRAXIS I READING (0710) Test Company: ETS Score Range: 150-190 | All enrolled students who have completed all nonclinical courses, 2013-14 | 25 | 24 | 96% | 177 | 176 | 149 | 142 | 95% | 178 |
| | Other enrolled students, 2013-14 | 76 | 70 | 92% | 178 | 176 | 526 | 511 | 97% | 179 |
| | All program completers, 2013-14 | 77 | 72 | 94% | 178 | 176 | 433 | 419 | 97% | 178 |
| | All program completers, 2012-13 | 77 | 75 | 97% | 178 | 176 | 504 | 496 | 98% | 178 |
| | All program completers, 2011-12 | 99 | 98 | 99% | 177 | 176 | 542 | 539 | 99% | 178 |
| PRAXIS I WRITING (0720) Test Company: ETS Score Range: 150-190 | All enrolled students who have completed all nonclinical courses, 2013-14 | 25 | 24 | 96% | 176 | 175 | 149 | 145 | 97% | 176 |
| | Other enrolled students, 2013-14 | 78 | 72 | 92% | 176 | 175 | 531 | 507 | 95% | 176 |
| | All program completers, 2013-14 | 76 | 71 | 93% | 176 | 175 | 432 | 413 | 96% | 176 |
| | All program completers, 2012-13 | 77 | 76 | 99% | 176 | 175 | 504 | 496 | 98% | 176 |
| | All program completers, 2011-12 | 99 | 99 | 100% | 175 | 175 | 542 | 541 | 100% | 175 |
| PRINC LEARNING AND TEACHING 5-9 (DISCONTINUED) (0523) Test Company: ETS Score Range: 100-200 | All enrolled students who have completed all nonclinical courses, 2013-14 | | | | | | | | | |
| | Other enrolled students, 2013-14 | | | | | | 1 | | | |
| | All program completers, 2013-14 | | | | | | 3 | | | |
| | All program completers, 2012-13 | 3 | | | | 154 | 15 | 15 | 100% | 166 |
| | All program completers, 2011-12 | 18 | 18 | 100% | 168 | 154 | 67 | 67 | 100% | 168 |


Single Assessment Institution-Level Pass Rate Data: Traditional Teacher Preparation Program Within IHE

| | | |
|--|--|-------------------------------|
|  | HEOA - Title II 2013 - 2014 Academic Year | |
| | Institution Name | UNIVERSITY OF LA AT LAFAYETTE |
| | Institution Code | 6672 |
| | State | Louisiana |

April 3, 2015

| Assessment Information ¹ | Group | Number Taking Assessment | Number Passing Assessment | Institutional Pass Rate | Institutional Average Scaled Score | Assessment Cut Score ² | Statewide | | | |
|--|---|--------------------------|---------------------------|-------------------------|------------------------------------|-----------------------------------|--------------------------|---------------------------|---------------------|--------------------------------|
| | | | | | | | Number Taking Assessment | Number Passing Assessment | Statewide Pass Rate | Statewide Average Scaled Score |
| PRINC LEARNING AND TEACHING 5-9 (5623) Test Company: ETS Score Range: 100-200 | All enrolled students who have completed all nonclinical courses, 2013-14 | 6 | | | | 160 | 23 | 23 | 100% | 170 |
| | Other enrolled students, 2013-14 | | | | | | 27 | 21 | 78% | 166 |
| | All program completers, 2013-14 | 9 | | | | 160 | 65 | 65 | 100% | 170 |
| | All program completers, 2012-13 | 9 | | | | 160 | 55 | 55 | 100% | 170 |
| | All program completers, 2011-12 | 2 | | | | 160 | 5 | | | |
| PRINC LEARNING AND TEACHING 7-12 (DISCONTINUED) (0524) Test Company: ETS Score Range: 100-200 | All enrolled students who have completed all nonclinical courses, 2013-14 | | | | | | 1 | | | |
| | Other enrolled students, 2013-14 | | | | | | 1 | | | |
| | All program completers, 2013-14 | 1 | | | | 161 | 3 | | | |
| | All program completers, 2012-13 | 9 | | | | 161 | 66 | 65 | 98% | 171 |
| | All program completers, 2011-12 | 64 | 64 | 100% | 172 | 161 | 369 | 369 | 100% | 173 |
| PRINC LEARNING AND TEACHING 7-12 (5624) Test Company: ETS Score Range: 100-200 | All enrolled students who have completed all nonclinical courses, 2013-14 | 33 | 33 | 100% | 173 | 157 | 112 | 112 | 100% | 172 |
| | Other enrolled students, 2013-14 | 23 | 23 | 100% | 171 | 157 | 178 | 175 | 98% | 171 |
| | All program completers, 2013-14 | 88 | 88 | 100% | 174 | 157 | 410 | 409 | 100% | 172 |
| | All program completers, 2012-13 | 60 | 60 | 100% | 173 | 157 | 387 | 386 | 100% | 172 |
| | All program completers, 2011-12 | 1 | | | | 157 | 70 | 70 | 100% | 173 |
| PRINC LEARNING AND TEACHING EARLY CHILD (DISC) (0521) Test Company: ETS Score Range: 100-200 | All enrolled students who have completed all nonclinical courses, 2013-14 | | | | | | 1 | | | |
| | Other enrolled students, 2013-14 | | | | | | 2 | | | |
| | All program completers, 2013-14 | | | | | | 5 | | | |
| | All program completers, 2012-13 | 11 | 11 | 100% | 180 | 172 | 55 | 55 | 100% | 181 |
| | All program completers, 2011-12 | 53 | 53 | 100% | 184 | 172 | 216 | 216 | 100% | 184 |


Single Assessment Institution-Level Pass Rate Data: Traditional Teacher Preparation Program Within IHE

| | | |
|--|--|-------------------------------|
|  | HEOA - Title II 2013 - 2014 Academic Year | |
| | Institution Name | UNIVERSITY OF LA AT LAFAYETTE |
| | Institution Code | 6672 |
| | State | Louisiana |

April 3, 2015

| Assessment Information ¹ | Group | Number Taking Assessment | Number Passing Assessment | Institutional Pass Rate | Institutional Average Scaled Score | Assessment Cut Score ² | Statewide | | | |
|---|---|--------------------------|---------------------------|-------------------------|------------------------------------|-----------------------------------|--------------------------|---------------------------|---------------------|--------------------------------|
| | | | | | | | Number Taking Assessment | Number Passing Assessment | Statewide Pass Rate | Statewide Average Scaled Score |
| PRINC LEARNING AND TEACHING EARLY CHILD (5621) Test Company: ETS Score Range: 100-200 | All enrolled students who have completed all nonclinical courses, 2013-14 | 12 | 12 | 100% | 168 | 157 | 71 | 71 | 100% | 168 |
| | Other enrolled students, 2013-14 | 11 | 7 | 64% | 164 | 157 | 114 | 84 | 74% | 163 |
| | All program completers, 2013-14 | 56 | 56 | 100% | 170 | 157 | 229 | 229 | 100% | 168 |
| | All program completers, 2012-13 | 40 | 40 | 100% | 168 | 157 | 175 | 175 | 100% | 169 |
| | All program completers, 2011-12 | 3 | | | | 157 | 21 | 21 | 100% | 170 |
| PRINC LEARNING AND TEACHING K-6 (DISCONTINUED) (0522) Test Company: ETS Score Range: 100-200 | All enrolled students who have completed all nonclinical courses, 2013-14 | | | | | | | | | |
| | Other enrolled students, 2013-14 | | | | | | 3 | | | |
| | All program completers, 2013-14 | 1 | | | | 161 | 2 | | | |
| | All program completers, 2012-13 | | | | | | 50 | 50 | 100% | 174 |
| | All program completers, 2011-12 | 63 | 63 | 100% | 174 | 161 | 450 | 449 | 100% | 175 |
| PRINC LEARNING AND TEACHING K-6 (5622) Test Company: ETS Score Range: 100-200 | All enrolled students who have completed all nonclinical courses, 2013-14 | 27 | 26 | 96% | 178 | 160 | 147 | 143 | 97% | 173 |
| | Other enrolled students, 2013-14 | 10 | 8 | 80% | 174 | 160 | 173 | 161 | 93% | 173 |
| | All program completers, 2013-14 | 72 | 72 | 100% | 176 | 160 | 479 | 479 | 100% | 174 |
| | All program completers, 2012-13 | 59 | 59 | 100% | 175 | 160 | 487 | 487 | 100% | 173 |
| | All program completers, 2011-12 | 2 | | | | 160 | 39 | 39 | 100% | 174 |
| SE CK AND MILD TO MODERATE APPL (5543) Test Company: ETS Score Range: 100-200 | All enrolled students who have completed all nonclinical courses, 2013-14 | 2 | | | | 153 | 9 | | | |
| | Other enrolled students, 2013-14 | | | | | | 9 | | | |
| | All program completers, 2013-14 | 5 | | | | 153 | 29 | 29 | 100% | 172 |
| | All program completers, 2012-13 | 8 | | | | 153 | 26 | 26 | 100% | 170 |
| | All program completers, 2011-12 | 1 | | | | 153 | 10 | 10 | 100% | 169 |


Single Assessment Institution-Level Pass Rate Data: Traditional Teacher Preparation Program Within IHE

| | | |
|--|--|-------------------------------|
|  | HEOA - Title II 2013 - 2014 Academic Year | |
| | Institution Name | UNIVERSITY OF LA AT LAFAYETTE |
| | Institution Code | 6672 |
| | State | Louisiana |

April 3, 2015

| Assessment Information ¹ | Group | Number Taking Assessment | Number Passing Assessment | Institutional Pass Rate | Institutional Average Scaled Score | Assessment Cut Score ² | Statewide | | | |
|--|---|--------------------------|---------------------------|-------------------------|------------------------------------|-----------------------------------|--------------------------|---------------------------|---------------------|--------------------------------|
| | | | | | | | Number Taking Assessment | Number Passing Assessment | Statewide Pass Rate | Statewide Average Scaled Score |
| SE CORE KNOWLEDGE & APPLICATIONS (5354) Test Company: ETS Score Range: 100-200 | All enrolled students who have completed all nonclinical courses, 2013-14 | | | | | | 10 | 10 | 100% | 161 |
| | Other enrolled students, 2013-14 | | | | | | 11 | 10 | 91% | 166 |
| | All program completers, 2013-14 | | | | | | 25 | 25 | 100% | 164 |
| | All program completers, 2012-13 | | | | | | 16 | 16 | 100% | 165 |
| | All program completers, 2011-12 | | | | | | 8 | | | |
| SOCIAL STUDIES CONTENT & INTERPRETATION (5086) Test Company: ETS Score Range: 100-200 | All enrolled students who have completed all nonclinical courses, 2013-14 | 6 | | | | 160 | 25 | 15 | 60% | 159 |
| | Other enrolled students, 2013-14 | 11 | 6 | 55% | 157 | 160 | 56 | 15 | 27% | 153 |
| | All program completers, 2013-14 | 10 | 10 | 100% | 169 | 160 | 59 | 59 | 100% | 169 |
| | All program completers, 2012-13 | 11 | 11 | 100% | 164 | 160 | 54 | 54 | 100% | 168 |
| | All program completers, 2011-12 | | | | | | 14 | 13 | 93% | 170 |
| SOCIAL STUDIES CONTENT KNOWLEDGE (0081) Test Company: ETS Score Range: 100-200 | All enrolled students who have completed all nonclinical courses, 2013-14 | | | | | | | | | |
| | Other enrolled students, 2013-14 | | | | | | 2 | | | |
| | All program completers, 2013-14 | 2 | | | | 149 | 2 | | | |
| | All program completers, 2012-13 | 2 | | | | 149 | 10 | 10 | 100% | 160 |
| | All program completers, 2011-12 | 14 | 14 | 100% | 164 | 149 | 86 | 86 | 100% | 164 |
| SOCIAL STUDIES INTERPRET MATERIALS (0083) Test Company: ETS Score Range: 100-200 | All enrolled students who have completed all nonclinical courses, 2013-14 | | | | | | | | | |
| | Other enrolled students, 2013-14 | | | | | | 2 | | | |
| | All program completers, 2013-14 | 2 | | | | 152 | 2 | | | |
| | All program completers, 2012-13 | 2 | | | | 152 | 10 | 10 | 100% | 162 |
| | All program completers, 2011-12 | 14 | 14 | 100% | 164 | 152 | 86 | 86 | 100% | 165 |

Single Assessment Institution-Level Pass Rate Data: Traditional Teacher Preparation Program Within IHE

| | |
|--|---|
|  | HEOA - Title II 2013 - 2014 Academic Year |
| | Institution Name UNIVERSITY OF LA AT LAFAYETTE |
| | Institution Code 6672 |
| | State Louisiana |

April 3, 2015

| Assessment Information ¹ | Group | Number Taking Assessment | Number Passing Assessment | Institutional Pass Rate | Institutional Average Scaled Score | Assessment Cut Score ² | Statewide | | | |
|--|---|--------------------------|---------------------------|-------------------------|------------------------------------|-----------------------------------|--------------------------|---------------------------|---------------------|--------------------------------|
| | | | | | | | Number Taking Assessment | Number Passing Assessment | Statewide Pass Rate | Statewide Average Scaled Score |
| SPANISH WORLD LANGUAGE (5195) Test Company: ETS Score Range: 100-200 | All enrolled students who have completed all nonclinical courses, 2013-14 | | | | | | | | | |
| | Other enrolled students, 2013-14 | | | | | | | | | |
| | All program completers, 2013-14 | | | | | | 3 | | | |
| | All program completers, 2012-13 | | | | | | 5 | | | |
| | All program completers, 2011-12 | | | | | | 6 | | | |
| SPEECH COMMUNICATION: CK (5221) Test Company: ETS Score Range: 100-200 | All enrolled students who have completed all nonclinical courses, 2013-14 | | | | | | | | | |
| | Other enrolled students, 2013-14 | | | | | | | | | |
| | All program completers, 2013-14 | 2 | | | | 146 | 2 | | | |
| | All program completers, 2012-13 | | | | | | 5 | | | |
| | All program completers, 2011-12 | 1 | | | | 146 | 2 | | | |
| WORLD LANGUAGE PEDAGOGY (5841) Test Company: ETS Score Range: 100-200 | All enrolled students who have completed all nonclinical courses, 2013-14 | | | | | | | | | |
| | Other enrolled students, 2013-14 | | | | | | | | | |
| | All program completers, 2013-14 | | | | | | 2 | | | |
| | All program completers, 2012-13 | | | | | | | | | |
| | All program completers, 2011-12 | | | | | | | | | |

Note: In cases where there are less than ten students taking the assessment or license/certificate, the number passing and pass rate are not reported.

¹Tests with multiple delivery options (computer, paper, etc.) will be noted with the assessment code for one format only.

²Cut scores may vary for groups depending upon when the cut scores are established by the state and when each group completed their teacher certification or licensure assessment.