


Summary Institution-Level Pass Rate Data: Traditional Teacher Preparation Program Within IHE


		HEOA - Title II 2014 - 2015 Academic Year				
Institution Name		UNIVERSITY OF LA AT LAFAYETTE				
Institution Code		6672				
State		Louisiana				
		February 10, 2016				
		Statewide				
Group	Number Taking Assessment¹	Number Passing Assessment²	Institutional Pass Rate	Number Taking Assessment¹	Number Passing Assessment²	Statewide Pass Rate
All program completers, 2014-15	172	167	97%	1073	1054	98%
All program completers, 2013-14	223	217	97%	1202	1176	98%
All program completers, 2012-13	200	198	99%	1311	1298	99%

Note: In cases where there are less than ten students taking the assessment or license/certificate, the number passing and pass rate are not reported.

¹ Number of completers taking one or more assessments within their area of specialization.

² Summary level "Number Taking Assessment" may differ from assessment level "Number Taking Assessment" because each student is counted once at the summary level but may be counted in multiple assessments at the assessment level.


Single Assessment Institution-Level Pass Rate Data: Traditional Teacher Preparation Program Within IHE

	HEOA - Title II 2014 - 2015 Academic Year
	Institution Name UNIVERSITY OF LA AT LAFAYETTE
	Institution Code 6672
	State Louisiana

February 10, 2016

Assessment Information ¹	Group	Number Taking Assessment	Number Passing Assessment	Institutional Pass Rate	Institutional Average Scaled Score	Assessment Cut Score ²	Statewide				
							Number Taking Assessment	Number Passing Assessment	Statewide Pass Rate	Statewide Average Scaled Score	
AGRICULTURE (DISCONTINUED) (0700) Test Company: ETS Score Range: 250-990	All enrolled students who have completed all nonclinical courses, 2014-15										
	Other enrolled students, 2014-15										
	All program completers, 2014-15						2				
	All program completers, 2013-14						7				
	All program completers, 2012-13						7				
AGRICULTURE (5701) Test Company: ETS Score Range: 100-200	All enrolled students who have completed all nonclinical courses, 2014-15										
	Other enrolled students, 2014-15						2				
	All program completers, 2014-15						5				
	All program completers, 2013-14										
	All program completers, 2012-13										
ART CONTENT KNOWLEDGE (DISCONTINUED) (0133) Test Company: ETS Score Range: 100-200	All enrolled students who have completed all nonclinical courses, 2014-15										
	Other enrolled students, 2014-15	1				155	1				
	All program completers, 2014-15										
	All program completers, 2013-14										
	All program completers, 2012-13	1				155	3				
ART CONTENT KNOWLEDGE (5134) Test Company: ETS Score Range: 100-200	All enrolled students who have completed all nonclinical courses, 2014-15	2				159	7				
	Other enrolled students, 2014-15	4				159	5				
	All program completers, 2014-15	6				159	12	12	100%	168	
	All program completers, 2013-14	4				159	21	21	100%	166	
	All program completers, 2012-13	6				159	14	14	100%	167	


Single Assessment Institution-Level Pass Rate Data: *Traditional Teacher Preparation Program Within IHE*

	HEOA - Title II 2014 - 2015 Academic Year	
	Institution Name	UNIVERSITY OF LA AT LAFAYETTE
	Institution Code	6672
	State	Louisiana

February 10, 2016

Assessment Information ¹	Group	Number Taking Assessment	Number Passing Assessment	Institutional Pass Rate	Institutional Average Scaled Score	Assessment Cut Score ²	Statewide			
							Number Taking Assessment	Number Passing Assessment	Statewide Pass Rate	Statewide Average Scaled Score
BIOLOGY CONTENT KNOWLEDGE (0235) Test Company: ETS Score Range: 100-200	All enrolled students who have completed all nonclinical courses, 2014-15	4				150	6			
	Other enrolled students, 2014-15	2				150	7			
	All program completers, 2014-15	8				150	24	24	100%	160
	All program completers, 2013-14	8				150	36	36	100%	166
	All program completers, 2012-13	7				150	22	22	100%	160
BUSINESS ED CONTENT KNOWLEDGE (5101) Test Company: ETS Score Range: 100-200	All enrolled students who have completed all nonclinical courses, 2014-15	2				154	5			
	Other enrolled students, 2014-15									
	All program completers, 2014-15	1				154	5			
	All program completers, 2013-14	3				154	8			
	All program completers, 2012-13	3				154	13	13	100%	166
CHEMISTRY CONTENT KNOWLEDGE (0245) Test Company: ETS Score Range: 100-200	All enrolled students who have completed all nonclinical courses, 2014-15						1			
	Other enrolled students, 2014-15						3			
	All program completers, 2014-15	1				151	4			
	All program completers, 2013-14						2			
	All program completers, 2012-13						7			
CORE ACADEMIC SKILLS FOR ED: MATH (5732) Test Company: ETS Score Range: 100-200	All enrolled students who have completed all nonclinical courses, 2014-15						3			
	Other enrolled students, 2014-15	22	21	95%	158	150	179	169	94%	160
	All program completers, 2014-15						1			
	All program completers, 2013-14						1			
	All program completers, 2012-13									


Single Assessment Institution-Level Pass Rate Data: Traditional Teacher Preparation Program Within IHE

	HEOA - Title II 2014 - 2015 Academic Year	
	Institution Name	UNIVERSITY OF LA AT LAFAYETTE
	Institution Code	6672
	State	Louisiana

February 10, 2016

Assessment Information ¹	Group	Number Taking Assessment	Number Passing Assessment	Institutional Pass Rate	Institutional Average Scaled Score	Assessment Cut Score ²	Statewide			
							Number Taking Assessment	Number Passing Assessment	Statewide Pass Rate	Statewide Average Scaled Score
CORE ACADEMIC SKILLS FOR ED: READING (5712) Test Company: ETS Score Range: 100-200	All enrolled students who have completed all nonclinical courses, 2014-15	1				156	6			
	Other enrolled students, 2014-15	27	25	93%	167	156	221	217	98%	171
	All program completers, 2014-15						4			
	All program completers, 2013-14						1			
	All program completers, 2012-13									
CORE ACADEMIC SKILLS FOR ED: WRITING (5722) Test Company: ETS Score Range: 100-200	All enrolled students who have completed all nonclinical courses, 2014-15						6			
	Other enrolled students, 2014-15	31	29	94%	166	162	239	230	96%	167
	All program completers, 2014-15						4			
	All program completers, 2013-14						1			
	All program completers, 2012-13									
ED OF EXCEPTIONAL STUDENTS CORE CK(DISCONTINUED) (0353) Test Company: ETS Score Range: 100-200	All enrolled students who have completed all nonclinical courses, 2014-15									
	Other enrolled students, 2014-15									
	All program completers, 2014-15									
	All program completers, 2013-14									
	All program completers, 2012-13	1				143	2			
ED OF EXCEPTIONAL STUDENTS MTMD (0542) Test Company: ETS Score Range: 100-200	All enrolled students who have completed all nonclinical courses, 2014-15									
	Other enrolled students, 2014-15									
	All program completers, 2014-15									
	All program completers, 2013-14									
	All program completers, 2012-13	1				141	1			


Single Assessment Institution-Level Pass Rate Data: Traditional Teacher Preparation Program Within IHE

	HEOA - Title II 2014 - 2015 Academic Year	
	Institution Name	UNIVERSITY OF LA AT LAFAYETTE
	Institution Code	6672
	State	Louisiana

February 10, 2016

Assessment Information ¹	Group	Number Taking Assessment	Number Passing Assessment	Institutional Pass Rate	Institutional Average Scaled Score	Assessment Cut Score ²	Statewide			
							Number Taking Assessment	Number Passing Assessment	Statewide Pass Rate	Statewide Average Scaled Score
ELEM ED CONTENT KNOWLEDGE (DISCONTINUED) (5014) Test Company: ETS Score Range: 100-200	All enrolled students who have completed all nonclinical courses, 2014-15	40	40	100%	163	150	256	256	100%	165
	Other enrolled students, 2014-15	69	64	93%	162	150	433	405	94%	163
	All program completers, 2014-15	99	99	100%	165	150	637	637	100%	166
	All program completers, 2013-14	123	123	100%	166	150	697	696	100%	165
	All program completers, 2012-13	115	115	100%	165	150	751	751	100%	165
ENG LANG LIT COMP CONTENT KNOWLEDGE (DISC) (0041) Test Company: ETS Score Range: 100-200	All enrolled students who have completed all nonclinical courses, 2014-15	1				160	3			
	Other enrolled students, 2014-15	1				160	6			
	All program completers, 2014-15	13	13	100%	172	160	57	57	100%	177
	All program completers, 2013-14	29	29	100%	171	160	102	102	100%	176
	All program completers, 2012-13	17	17	100%	176	160	97	97	100%	175
ENG LANG LIT COMP PEDAGOGY (DISCONTINUED) (0043) Test Company: ETS Score Range: 100-200	All enrolled students who have completed all nonclinical courses, 2014-15									
	Other enrolled students, 2014-15						3			
	All program completers, 2014-15	2				130	8			
	All program completers, 2013-14	23	23	100%	149	130	67	65	97%	148
	All program completers, 2012-13	17	17	100%	152	130	96	96	100%	151
ENGLISH LANGUAGE ARTS: CONTENT AND ANALYSIS (5039) Test Company: ETS Score Range: 100-200	All enrolled students who have completed all nonclinical courses, 2014-15	5				168	19	19	100%	174
	Other enrolled students, 2014-15	12	8	67%	171	168	40	23	58%	170
	All program completers, 2014-15						32	32	100%	175
	All program completers, 2013-14									
	All program completers, 2012-13									


Single Assessment Institution-Level Pass Rate Data: Traditional Teacher Preparation Program Within IHE

	HEOA - Title II 2014 - 2015 Academic Year	
	Institution Name	UNIVERSITY OF LA AT LAFAYETTE
	Institution Code	6672
	State	Louisiana

February 10, 2016

Assessment Information ¹	Group	Number Taking Assessment	Number Passing Assessment	Institutional Pass Rate	Institutional Average Scaled Score	Assessment Cut Score ²	Statewide			
							Number Taking Assessment	Number Passing Assessment	Statewide Pass Rate	Statewide Average Scaled Score
FAMILY AND CONSUMER SCIENCES (DISCONTINUED 2) (5121) Test Company: ETS Score Range: 100-200	All enrolled students who have completed all nonclinical courses, 2014-15									
	Other enrolled students, 2014-15						2			
	All program completers, 2014-15							3		
	All program completers, 2013-14							2		
	All program completers, 2012-13							3		
FAMILY AND CONSUMER SCIENCES (5122) Test Company: ETS Score Range: 100-200	All enrolled students who have completed all nonclinical courses, 2014-15						2			
	Other enrolled students, 2014-15						1			
	All program completers, 2014-15									
	All program completers, 2013-14									
	All program completers, 2012-13									
FRENCH WORLD LANGUAGE (5174) Test Company: ETS Score Range: 100-200	All enrolled students who have completed all nonclinical courses, 2014-15									
	Other enrolled students, 2014-15									
	All program completers, 2014-15						2			
	All program completers, 2013-14									
	All program completers, 2012-13									
GENERAL SCI CONTENT KNOWLEDGE (0435) Test Company: ETS Score Range: 100-200	All enrolled students who have completed all nonclinical courses, 2014-15									
	Other enrolled students, 2014-15						1			
	All program completers, 2014-15	2				156	2			
	All program completers, 2013-14						1			
	All program completers, 2012-13	1				156	4			


Single Assessment Institution-Level Pass Rate Data: Traditional Teacher Preparation Program Within IHE

	HEOA - Title II 2014 - 2015 Academic Year	
	Institution Name	UNIVERSITY OF LA AT LAFAYETTE
	Institution Code	6672
	State	Louisiana

February 10, 2016

Assessment Information ¹	Group	Number Taking Assessment	Number Passing Assessment	Institutional Pass Rate	Institutional Average Scaled Score	Assessment Cut Score ²	Statewide			
							Number Taking Assessment	Number Passing Assessment	Statewide Pass Rate	Statewide Average Scaled Score
HEALTH AND PE (5857) Test Company: ETS Score Range: 100-200	All enrolled students who have completed all nonclinical courses, 2014-15	2				160	21	21	100%	168
	Other enrolled students, 2014-15	6				160	32	24	75%	163
	All program completers, 2014-15	2				160	20	20	100%	171
	All program completers, 2013-14									
	All program completers, 2012-13									
MATHEMATICS CONTENT KNOWLEDGE (DISC) (0061) Test Company: ETS Score Range: 100-200	All enrolled students who have completed all nonclinical courses, 2014-15	1				135	3			
	Other enrolled students, 2014-15						3			
	All program completers, 2014-15	7				135	35	35	100%	150
	All program completers, 2013-14	12	12	100%	145	135	52	52	100%	150
	All program completers, 2012-13	7				135	59	59	100%	148
MATHEMATICS CONTENT KNOWLEDGE (5161) Test Company: ETS Score Range: 100-200	All enrolled students who have completed all nonclinical courses, 2014-15						11	8	73%	161
	Other enrolled students, 2014-15	1				160	16	1	6%	139
	All program completers, 2014-15						6			
	All program completers, 2013-14									
	All program completers, 2012-13									
MIDDLE SCHOOL ENG LANG ARTS (DISCONTINUED) (5049) Test Company: ETS Score Range: 100-200	All enrolled students who have completed all nonclinical courses, 2014-15									
	Other enrolled students, 2014-15									
	All program completers, 2014-15						7			
	All program completers, 2013-14	2				160	12	12	100%	167
	All program completers, 2012-13	3				160	19	19	100%	172


Single Assessment Institution-Level Pass Rate Data: Traditional Teacher Preparation Program Within IHE

	HEOA - Title II 2014 - 2015 Academic Year
	Institution Name UNIVERSITY OF LA AT LAFAYETTE
	Institution Code 6672
	State Louisiana

February 10, 2016

Assessment Information ¹	Group	Number Taking Assessment	Number Passing Assessment	Institutional Pass Rate	Institutional Average Scaled Score	Assessment Cut Score ²	Statewide			
							Number Taking Assessment	Number Passing Assessment	Statewide Pass Rate	Statewide Average Scaled Score
MIDDLE SCHOOL ENG LANG ARTS (5047) Test Company: ETS Score Range: 100-200	All enrolled students who have completed all nonclinical courses, 2014-15	1				164	6			
	Other enrolled students, 2014-15	1				164	8			
	All program completers, 2014-15						2			
	All program completers, 2013-14									
	All program completers, 2012-13									
MIDDLE SCHOOL MATHEMATICS (DISCONTINUED) (0069) Test Company: ETS Score Range: 100-200	All enrolled students who have completed all nonclinical courses, 2014-15	1				148	4			
	Other enrolled students, 2014-15	1				148	1			
	All program completers, 2014-15	4				148	25	25	100%	168
	All program completers, 2013-14	7				148	37	37	100%	163
	All program completers, 2012-13	5				148	27	27	100%	161
MIDDLE SCHOOL MATHEMATICS (5169) Test Company: ETS Score Range: 100-200	All enrolled students who have completed all nonclinical courses, 2014-15	1				165	5			
	Other enrolled students, 2014-15	7				165	24	16	67%	167
	All program completers, 2014-15						3			
	All program completers, 2013-14	1				165	1			
	All program completers, 2012-13									
MIDDLE SCHOOL SCIENCE (DISCONTINUED) (0439) Test Company: ETS Score Range: 100-200	All enrolled students who have completed all nonclinical courses, 2014-15						2			
	Other enrolled students, 2014-15									
	All program completers, 2014-15	2				150	13	13	100%	158
	All program completers, 2013-14	5				150	14	14	100%	156
	All program completers, 2012-13	2				150	15	15	100%	157


Single Assessment Institution-Level Pass Rate Data: Traditional Teacher Preparation Program Within IHE

	HEOA - Title II 2014 - 2015 Academic Year
	Institution Name UNIVERSITY OF LA AT LAFAYETTE
	Institution Code 6672
	State Louisiana

February 10, 2016

Assessment Information ¹	Group	Number Taking Assessment	Number Passing Assessment	Institutional Pass Rate	Institutional Average Scaled Score	Assessment Cut Score ²	Statewide			
							Number Taking Assessment	Number Passing Assessment	Statewide Pass Rate	Statewide Average Scaled Score
MIDDLE SCHOOL SCIENCE (5440) Test Company: ETS Score Range: 100-200	All enrolled students who have completed all nonclinical courses, 2014-15	1				150	5			
	Other enrolled students, 2014-15	6				150	11	4	36%	143
	All program completers, 2014-15	1				150	9			
	All program completers, 2013-14									
	All program completers, 2012-13									
MIDDLE SCHOOL SOCIAL STUDIES (5089) Test Company: ETS Score Range: 100-200	All enrolled students who have completed all nonclinical courses, 2014-15	2				149	6			
	Other enrolled students, 2014-15	1				149	8			
	All program completers, 2014-15	3				149	12	12	100%	161
	All program completers, 2013-14	2				149	15	15	100%	163
	All program completers, 2012-13	1				149	16	16	100%	160
MUSIC CONTENT KNOWLEDGE (0113) Test Company: ETS Score Range: 100-200	All enrolled students who have completed all nonclinical courses, 2014-15						26	26	100%	165
	Other enrolled students, 2014-15	4				151	36	34	94%	164
	All program completers, 2014-15	8				151	80	80	100%	167
	All program completers, 2013-14	10	10	100%	167	151	85	85	100%	165
	All program completers, 2012-13	8				151	102	102	100%	164
PHYSICAL ED CONTENT KNOWLEDGE (5091) Test Company: ETS Score Range: 100-200	All enrolled students who have completed all nonclinical courses, 2014-15	2				146	4			
	Other enrolled students, 2014-15	1				146	3			
	All program completers, 2014-15	7				146	38	38	100%	156
	All program completers, 2013-14	11	11	100%	158	146	66	66	100%	156
	All program completers, 2012-13	10	10	100%	153	146	92	92	100%	156


Single Assessment Institution-Level Pass Rate Data: Traditional Teacher Preparation Program Within IHE

	HEOA - Title II 2014 - 2015 Academic Year	
	Institution Name	UNIVERSITY OF LA AT LAFAYETTE
	Institution Code	6672
	State	Louisiana


February 10, 2016

Assessment Information ¹	Group	Number Taking Assessment	Number Passing Assessment	Institutional Pass Rate	Institutional Average Scaled Score	Assessment Cut Score ²	Statewide			
							Number Taking Assessment	Number Passing Assessment	Statewide Pass Rate	Statewide Average Scaled Score
PHYSICS CONTENT KNOWLEDGE (5265) Test Company: ETS Score Range: 100-200	All enrolled students who have completed all nonclinical courses, 2014-15									
	Other enrolled students, 2014-15									
	All program completers, 2014-15	1				141	1			
	All program completers, 2013-14						1			
	All program completers, 2012-13						4			
PRAXIS I MATHEMATICS (DISCONTINUED) (0730) Test Company: ETS Score Range: 150-190	All enrolled students who have completed all nonclinical courses, 2014-15	24	23	96%	178	175	150	145	97%	178
	Other enrolled students, 2014-15	58	56	97%	178	175	394	390	99%	178
	All program completers, 2014-15	52	51	98%	177	175	327	321	98%	178
	All program completers, 2013-14	77	76	99%	178	175	433	427	99%	178
	All program completers, 2012-13	77	77	100%	178	175	503	499	99%	178
PRAXIS I READING (DISCONTINUED) (0710) Test Company: ETS Score Range: 150-190	All enrolled students who have completed all nonclinical courses, 2014-15	23	20	87%	177	176	147	140	95%	178
	Other enrolled students, 2014-15	51	47	92%	178	176	352	342	97%	178
	All program completers, 2014-15	53	50	94%	178	176	323	313	97%	178
	All program completers, 2013-14	77	72	94%	178	176	434	420	97%	178
	All program completers, 2012-13	77	75	97%	178	176	504	496	98%	178
PRAXIS I WRITING (DISCONTINUED) (0720) Test Company: ETS Score Range: 150-190	All enrolled students who have completed all nonclinical courses, 2014-15	24	22	92%	176	175	147	139	95%	176
	Other enrolled students, 2014-15	49	46	94%	176	175	339	324	96%	176
	All program completers, 2014-15	53	50	94%	176	175	323	312	97%	176
	All program completers, 2013-14	76	71	93%	176	175	433	414	96%	176
	All program completers, 2012-13	77	76	99%	176	175	504	496	98%	176

Single Assessment Institution-Level Pass Rate Data: Traditional Teacher Preparation Program Within IHE

		HEOA - Title II 2014 - 2015 Academic Year									
Institution Name		UNIVERSITY OF LA AT LAFAYETTE									
Institution Code		6672									
State		Louisiana									
							February 10, 2016				
Assessment Information ¹	Group	Number Taking Assessment	Number Passing Assessment	Institutional Pass Rate	Institutional Average Scaled Score	Assessment Cut Score ²	Statewide				
							Number Taking Assessment	Number Passing Assessment	Statewide Pass Rate	Statewide Average Scaled Score	
PRINC LEARNING AND TEACHING 5-9 (DISCONTINUED) (0523) Test Company: ETS Score Range: 100-200	All enrolled students who have completed all nonclinical courses, 2014-15						1				
	Other enrolled students, 2014-15						1				
	All program completers, 2014-15										
	All program completers, 2013-14							3			
	All program completers, 2012-13	3					154	15	15	100%	166
PRINC LEARNING AND TEACHING 5-9 (5623) Test Company: ETS Score Range: 100-200	All enrolled students who have completed all nonclinical courses, 2014-15	3					160	18	18	100%	168
	Other enrolled students, 2014-15	8					160	30	27	90%	170
	All program completers, 2014-15	5					160	50	50	100%	171
	All program completers, 2013-14	9					160	65	65	100%	170
	All program completers, 2012-13	9					160	55	55	100%	170
PRINC LEARNING AND TEACHING 7-12 (DISCONTINUED) (0524) Test Company: ETS Score Range: 100-200	All enrolled students who have completed all nonclinical courses, 2014-15										
	Other enrolled students, 2014-15										
	All program completers, 2014-15	1					161	3			
	All program completers, 2013-14	1					161	3			
	All program completers, 2012-13	9					161	66	65	98%	171
PRINC LEARNING AND TEACHING 7-12 (5624) Test Company: ETS Score Range: 100-200	All enrolled students who have completed all nonclinical courses, 2014-15	30	30	100%	170	157	129	128	99%	171	
	Other enrolled students, 2014-15	23	22	96%	172	157	151	142	94%	169	
	All program completers, 2014-15	65	65	100%	173	157	360	360	100%	174	
	All program completers, 2013-14	88	88	100%	174	157	410	409	100%	172	
	All program completers, 2012-13	60	60	100%	173	157	387	386	100%	172	


Single Assessment Institution-Level Pass Rate Data: Traditional Teacher Preparation Program Within IHE

	HEOA - Title II 2014 - 2015 Academic Year
	Institution Name UNIVERSITY OF LA AT LAFAYETTE
	Institution Code 6672
	State Louisiana

February 10, 2016

Assessment Information ¹	Group	Number Taking Assessment	Number Passing Assessment	Institutional Pass Rate	Institutional Average Scaled Score	Assessment Cut Score ²	Statewide			
							Number Taking Assessment	Number Passing Assessment	Statewide Pass Rate	Statewide Average Scaled Score
PRINC LEARNING AND TEACHING EARLY CHILD (DISC) (0521) Test Company: ETS Score Range: 100-200	All enrolled students who have completed all nonclinical courses, 2014-15									
	Other enrolled students, 2014-15						2			
	All program completers, 2014-15									
	All program completers, 2013-14							5		
	All program completers, 2012-13	11	11	100%	180	172	55	55	100%	181
PRINC LEARNING AND TEACHING EARLY CHILD (5621) Test Company: ETS Score Range: 100-200	All enrolled students who have completed all nonclinical courses, 2014-15	15	15	100%	168	157	85	83	98%	167
	Other enrolled students, 2014-15	13	6	46%	158	157	85	66	78%	162
	All program completers, 2014-15	32	32	100%	170	157	196	196	100%	169
	All program completers, 2013-14	56	56	100%	170	157	229	229	100%	168
	All program completers, 2012-13	40	40	100%	168	157	175	175	100%	169
PRINC LEARNING AND TEACHING K-6 (DISCONTINUED) (0522) Test Company: ETS Score Range: 100-200	All enrolled students who have completed all nonclinical courses, 2014-15						1			
	Other enrolled students, 2014-15						2			
	All program completers, 2014-15									
	All program completers, 2013-14	1				161	2			
	All program completers, 2012-13						50	50	100%	174
PRINC LEARNING AND TEACHING K-6 (5622) Test Company: ETS Score Range: 100-200	All enrolled students who have completed all nonclinical courses, 2014-15	25	25	100%	177	160	168	167	99%	174
	Other enrolled students, 2014-15	28	26	93%	175	160	167	152	91%	172
	All program completers, 2014-15	66	66	100%	176	160	456	456	100%	174
	All program completers, 2013-14	72	72	100%	176	160	481	481	100%	174
	All program completers, 2012-13	59	59	100%	175	160	488	488	100%	173


Single Assessment Institution-Level Pass Rate Data: Traditional Teacher Preparation Program Within IHE

	HEOA - Title II 2014 - 2015 Academic Year
	Institution Name UNIVERSITY OF LA AT LAFAYETTE
	Institution Code 6672
	State Louisiana

February 10, 2016

Assessment Information ¹	Group	Number Taking Assessment	Number Passing Assessment	Institutional Pass Rate	Institutional Average Scaled Score	Assessment Cut Score ²	Statewide			
							Number Taking Assessment	Number Passing Assessment	Statewide Pass Rate	Statewide Average Scaled Score
SE CK AND MILD TO MODERATE APPL (5543) Test Company: ETS Score Range: 100-200	All enrolled students who have completed all nonclinical courses, 2014-15						7			
	Other enrolled students, 2014-15						9			
	All program completers, 2014-15	2				153	38	38	100%	171
	All program completers, 2013-14	5				153	29	29	100%	172
	All program completers, 2012-13	8				153	27	27	100%	171
SE CORE KNOWLEDGE & APPLICATIONS (5354) Test Company: ETS Score Range: 100-200	All enrolled students who have completed all nonclinical courses, 2014-15						3			
	Other enrolled students, 2014-15						2			
	All program completers, 2014-15						17	17	100%	165
	All program completers, 2013-14						25	25	100%	164
	All program completers, 2012-13						16	16	100%	165
SE: PRESCHOOL EARLY CHILDHOOD (5691) Test Company: ETS Score Range: 100-200	All enrolled students who have completed all nonclinical courses, 2014-15						18	18	100%	167
	Other enrolled students, 2014-15						11	7	64%	160
	All program completers, 2014-15						3			
	All program completers, 2013-14									
	All program completers, 2012-13									
SOCIAL STUDIES CONTENT & INTERPRETATION (5086) Test Company: ETS Score Range: 100-200	All enrolled students who have completed all nonclinical courses, 2014-15	11	11	100%	165	160	29	29	100%	165
	Other enrolled students, 2014-15	12	3	25%	152	160	49	13	27%	153
	All program completers, 2014-15	11	11	100%	165	160	62	62	100%	167
	All program completers, 2013-14	10	10	100%	169	160	59	59	100%	169
	All program completers, 2012-13	11	11	100%	164	160	54	54	100%	168


Single Assessment Institution-Level Pass Rate Data: Traditional Teacher Preparation Program Within IHE

	HEOA - Title II 2014 - 2015 Academic Year
	Institution Name UNIVERSITY OF LA AT LAFAYETTE
	Institution Code 6672
	State Louisiana

February 10, 2016

Assessment Information ¹	Group	Number Taking Assessment	Number Passing Assessment	Institutional Pass Rate	Institutional Average Scaled Score	Assessment Cut Score ²	Statewide				
							Number Taking Assessment	Number Passing Assessment	Statewide Pass Rate	Statewide Average Scaled Score	
SOCIAL STUDIES CONTENT KNOWLEDGE (0081) Test Company: ETS Score Range: 100-200	All enrolled students who have completed all nonclinical courses, 2014-15										
	Other enrolled students, 2014-15										
	All program completers, 2014-15	1				149	1				
	All program completers, 2013-14	2				149	2				
	All program completers, 2012-13	2				149	10	10	100%	160	
SOCIAL STUDIES INTERPRET MATERIAL (DISC) (0083) Test Company: ETS Score Range: 100-200	All enrolled students who have completed all nonclinical courses, 2014-15										
	Other enrolled students, 2014-15										
	All program completers, 2014-15	1				152	1				
	All program completers, 2013-14	2				152	2				
	All program completers, 2012-13	2				152	10	10	100%	162	
SPANISH WORLD LANGUAGE (5195) Test Company: ETS Score Range: 100-200	All enrolled students who have completed all nonclinical courses, 2014-15						1				
	Other enrolled students, 2014-15						1				
	All program completers, 2014-15						2				
	All program completers, 2013-14						3				
	All program completers, 2012-13						5				
SPEECH COMMUNICATION: CK (5221) Test Company: ETS Score Range: 100-200	All enrolled students who have completed all nonclinical courses, 2014-15	1				146	1				
	Other enrolled students, 2014-15										
	All program completers, 2014-15										
	All program completers, 2013-14	2				146	2				
	All program completers, 2012-13						5				

Single Assessment Institution-Level Pass Rate Data: *Traditional Teacher Preparation Program Within IHE*

	HEOA - Title II 2014 - 2015 Academic Year
	Institution Name UNIVERSITY OF LA AT LAFAYETTE
	Institution Code 6672
	State Louisiana

February 10, 2016

<i>Assessment Information</i> ¹	<i>Group</i>	<i>Number Taking Assessment</i>	<i>Number Passing Assessment</i>	<i>Institutional Pass Rate</i>	<i>Institutional Average Scaled Score</i>	<i>Assessment Cut Score</i> ²	Statewide			
							<i>Number Taking Assessment</i>	<i>Number Passing Assessment</i>	<i>Statewide Pass Rate</i>	<i>Statewide Average Scaled Score</i>
WORLD LANGUAGE PEDAGOGY (5841) <i>Test Company: ETS</i> <i>Score Range: 100-200</i>	All enrolled students who have completed all nonclinical courses, 2014-15									
	Other enrolled students, 2014-15									
	All program completers, 2014-15						4			
	All program completers, 2013-14						2			
	All program completers, 2012-13									

Note: In cases where there are less than ten students taking the assessment or license/certificate, the number passing and pass rate are not reported.

¹Tests with multiple delivery options (computer, paper, etc.) will be noted with the assessment code for one format only.

²Cut scores may vary for groups depending upon when the cut scores are established by the state and when each group completed their teacher certification or licensure assessment.