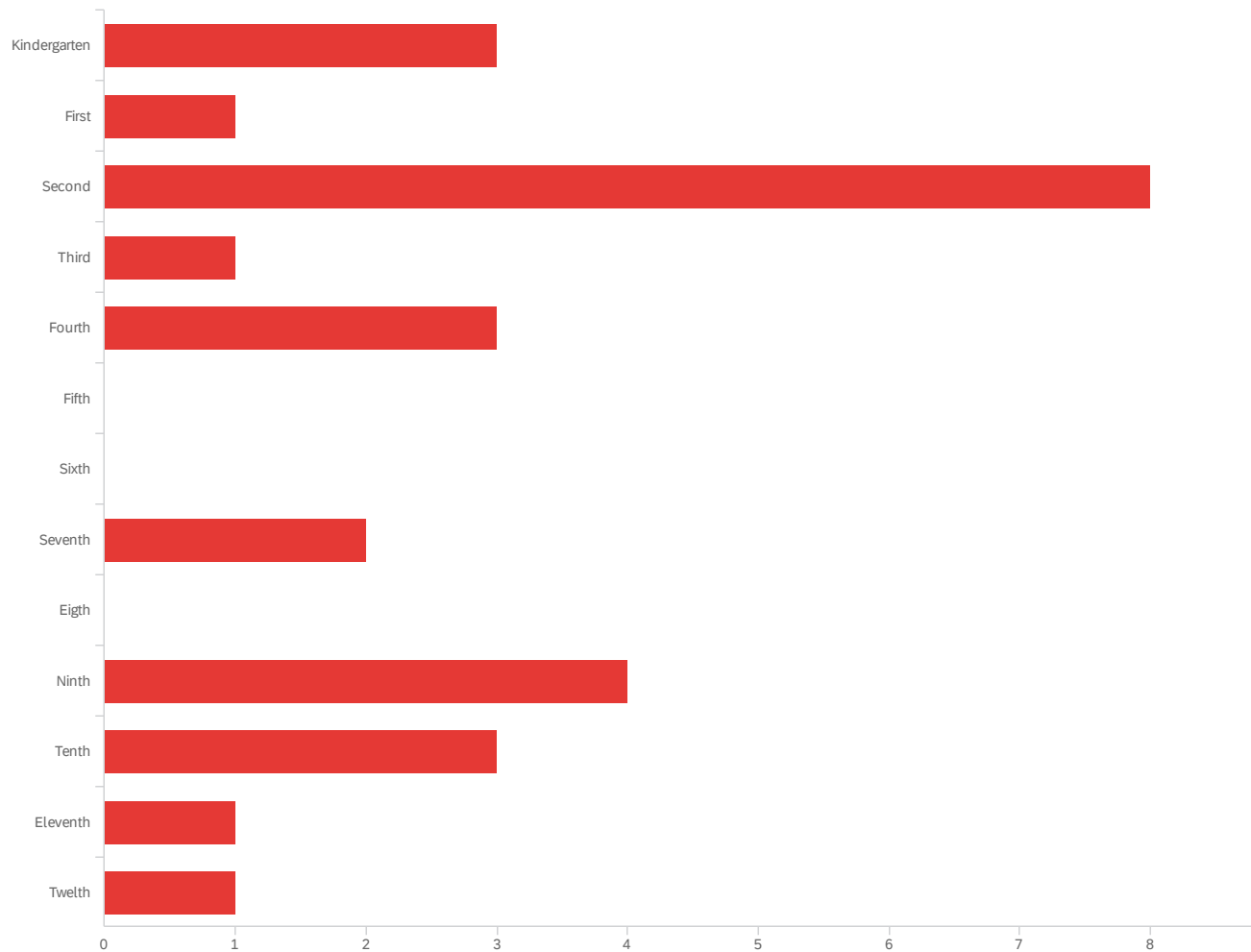


Default Report

CAEP Completer Survey

September 30, 2021 9:25 PM MDT

Q1.2 - What grade level did you teach during the 2020-2021 school year ?




#	Field	Minimum	Maximum	Mean	Std Deviation	Variance	Count
1	What grade level did you teach during the 2020-2021 school year ?	1.00	13.00	6.00	3.86	14.89	27

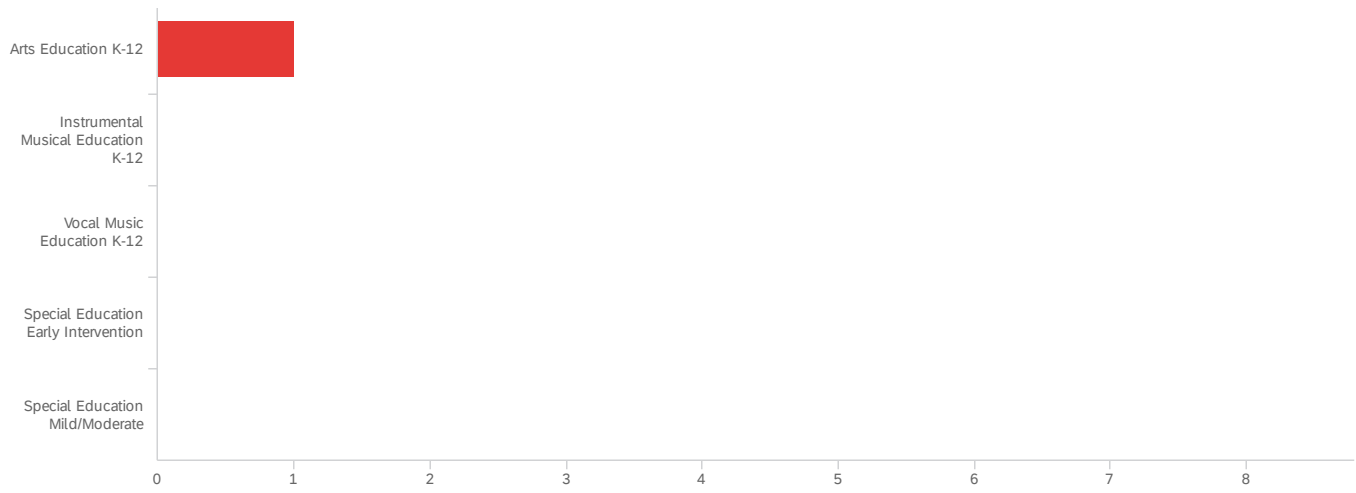
#	Field	Choice Count
1	Kindergarten	11.11% 3
2	First	3.70% 1

#	Field	Choice Count
3	Second	29.63% 8
4	Third	3.70% 1
5	Fourth	11.11% 3
6	Fifth	0.00% 0
7	Sixth	0.00% 0
8	Seventh	7.41% 2
9	Eighth	0.00% 0
10	Ninth	14.81% 4
11	Tenth	11.11% 3
12	Eleventh	3.70% 1
13	Twelfth	3.70% 1
		27

Showing rows 1 - 14 of 14

Q2.1 - From the drop-down menu below, please select the program of study in which you received your degree.





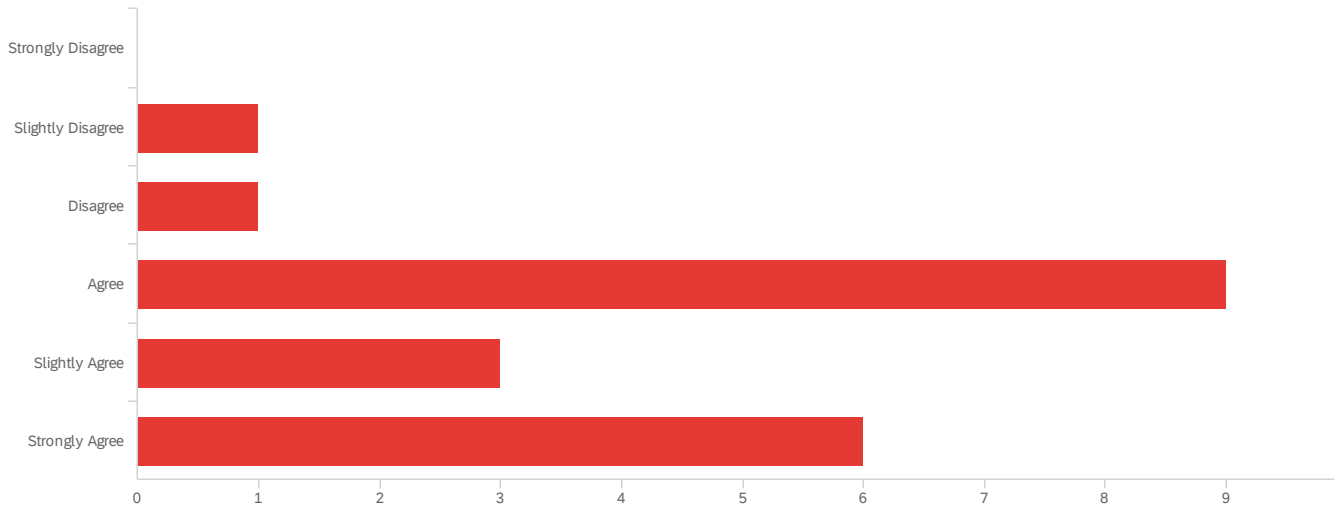
#	Field	Minimum	Maximum	Mean	Std Deviation	Variance	Count
1	From the drop-down menu below, please select the program of study in which you received your degree.	1.00	19.00	4.50	4.88	23.85	20

#	Field	Choice Count
1	Early Childhood Education	40.00% 8
2	Elementary Education	25.00% 5
3	Middle School Education	0.00% 0
4	Secondary Education- Agriculture	0.00% 0
5	Secondary Education Biology	5.00% 1
6	Secondary Education Business	0.00% 0
7	Secondary Education Chemistry	0.00% 0
8	Secondary Education Earth Science	0.00% 0
9	Secondary Education English	20.00% 4
10	Secondary Education Family and Consumer Science	0.00% 0
11	Secondary Education French	0.00% 0
12	Secondary Education General Science	5.00% 1
13	Secondary Education German	0.00% 0
14	Secondary Education Mathematics	0.00% 0
15	Secondary Education Physics	0.00% 0

#	Field	Choice Count
16	Secondary Education Social Studies	0.00% 0
17	Secondary Education Spanish	0.00% 0
18	Secondary Education Speech	0.00% 0
19	Arts Education K-12	5.00% 1
20	Instrumental Musical Education K-12	0.00% 0
21	Vocal Music Education K-12	0.00% 0
22	Special Education Early Intervention	0.00% 0
23	Special Education Mild/Moderate	0.00% 0
		20

Showing rows 1 - 24 of 24

Q2.3 - I am confident in my ability to incorporate diversity and use a variety of effective instructional strategies to meet students' needs. InTASC 8

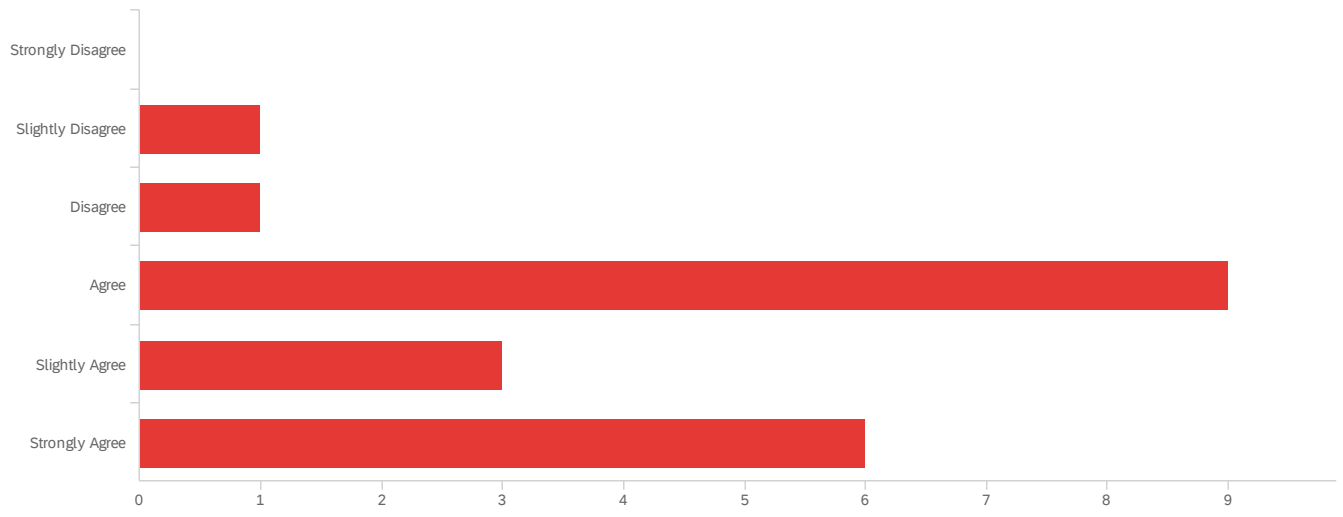


#	Field	Minimum	Maximum	Mean	Std Deviation	Variance	Count
1	I am confident in my ability to incorporate diversity and use a variety of effective instructional strategies to meet students' needs. InTASC 8	2.00	6.00	4.60	1.11	1.24	20

#	Field	Choice Count
1	Strongly Disagree	0.00% 0
2	Slightly Disagree	5.00% 1
3	Disagree	5.00% 1
4	Agree	45.00% 9
5	Slightly Agree	15.00% 3
6	Strongly Agree	30.00% 6

20

Showing rows 1 - 7 of 7



Q2.4 - I am confident in my ability to incorporate students' interests into lessons. InTASC

1

This page will not appear in public reports and will be deselected by default in report exports.

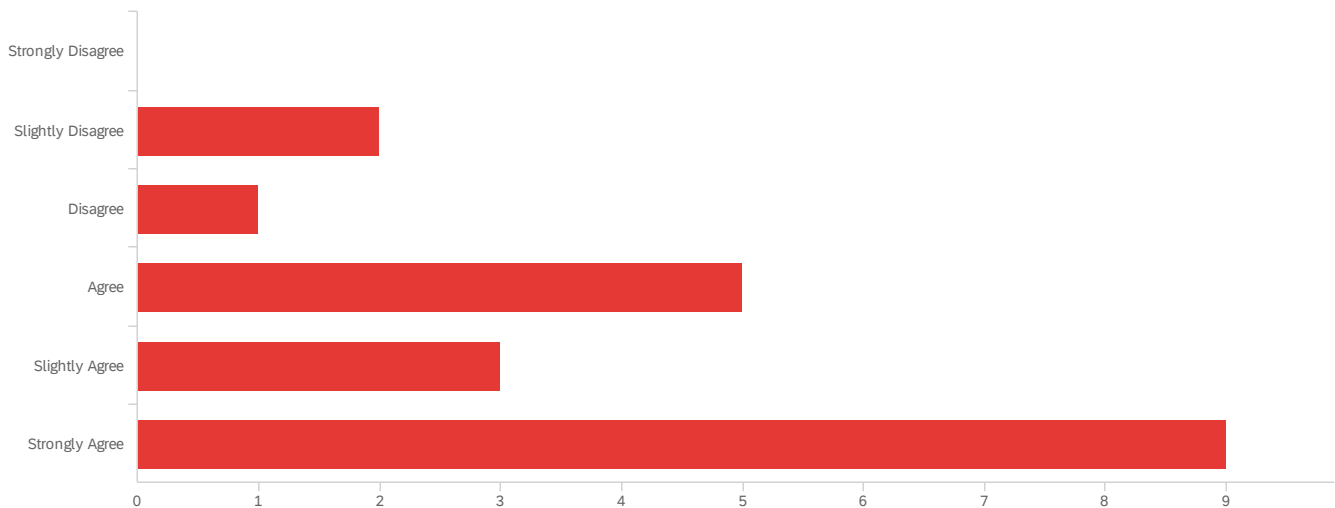
[View](#)

Q2.5 - I am confident in my ability to connect with students, families, and the community beyond the classroom. InTASC 10

This page will not appear in public reports and will be deselected by default in report exports.

[View](#)

Q2.6 - I am confident in my ability to set measurable instructional outcomes centered on student learning. InTASC 7



#	Field	Minimum	Maximum	Mean	Std Deviation	Variance	Count
1	I am confident in my ability to set measurable instructional outcomes centered on student learning. InTASC 7	2.00	6.00	4.80	1.33	1.76	20

#	Field	Choice Count
1	Strongly Disagree	0.00% 0
2	Slightly Disagree	10.00% 2

#	Field	Choice Count
3	Disagree	5.00% 1
4	Agree	25.00% 5
5	Slightly Agree	15.00% 3
6	Strongly Agree	45.00% 9

20

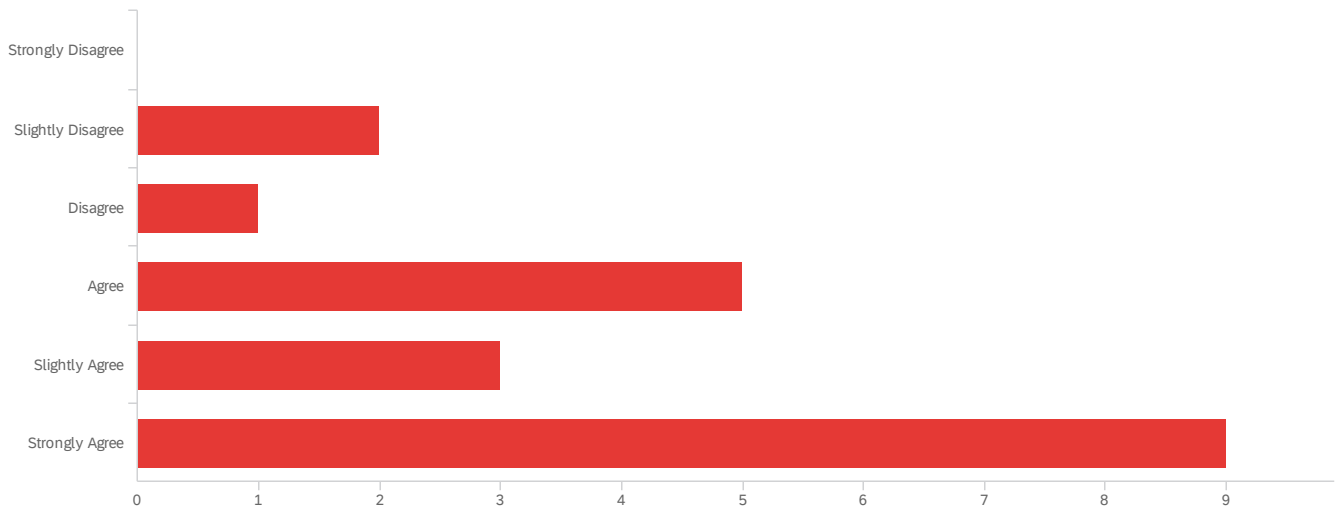
Showing rows 1 - 7 of 7

Q2.5 - I am confident in my ability to connect with students, families, and the community beyond the classroom. InTASC 10

This page will not appear in public reports and will be deselected by default in report exports.

[View](#)

Q2.6 - I am confident in my ability to set measurable instructional outcomes centered on student learning. InTASC 7

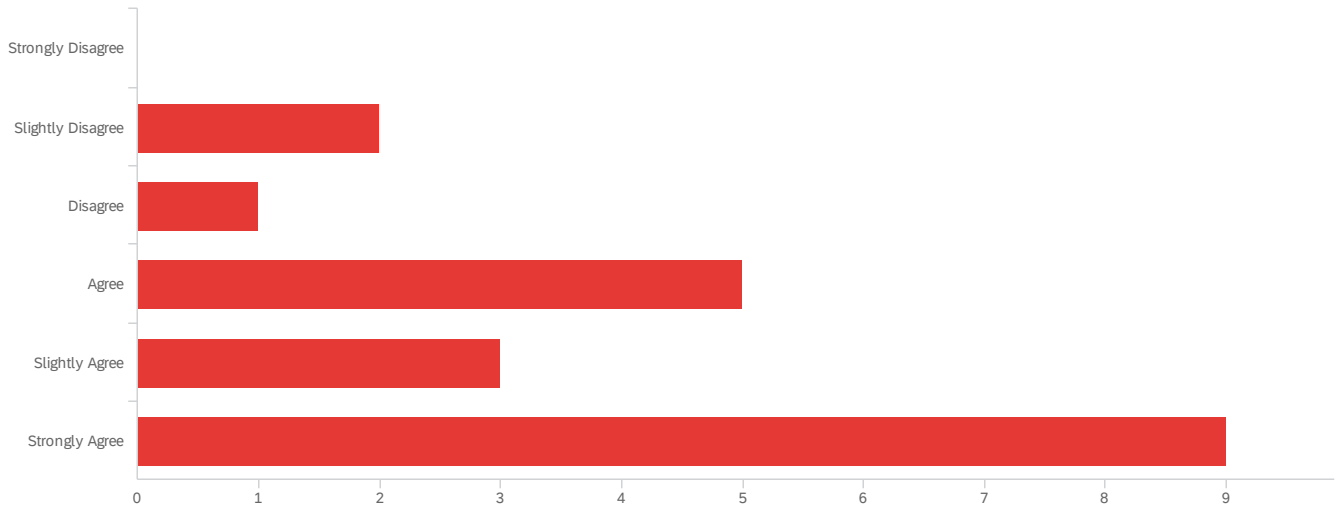


#	Field	Minimum	Maximum	Mean	Std Deviation	Variance	Count
1	I am confident in my ability to set measurable instructional outcomes centered on student learning. InTASC 7	2.00	6.00	4.80	1.33	1.76	20

#	Field	Choice Count
1	Strongly Disagree	0.00% 0
2	Slightly Disagree	10.00% 2
3	Disagree	5.00% 1
4	Agree	25.00% 5
5	Slightly Agree	15.00% 3
6	Strongly Agree	45.00% 9

Showing rows 1 - 7 of 7

Q2.6 - I am confident in my ability to set measurable instructional outcomes centered on student learning. InTASC 7



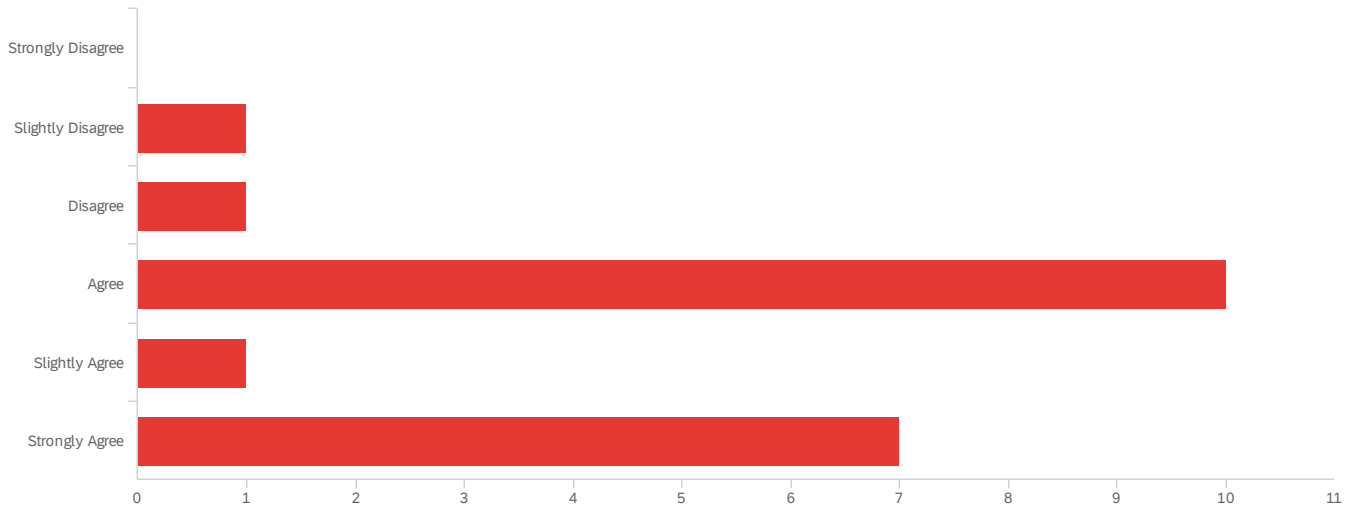
#	Field	Minimum	Maximum	Mean	Std Deviation	Variance	Count
1	I am confident in my ability to set measurable instructional outcomes centered on student learning. InTASC 7	2.00	6.00	4.80	1.33	1.76	20

#	Field	Choice Count
1	Strongly Disagree	0.00% 0
2	Slightly Disagree	10.00% 2
3	Disagree	5.00% 1
4	Agree	25.00% 5
5	Slightly Agree	15.00% 3
6	Strongly Agree	45.00% 9

20

Showing rows 1 - 7 of 7

Q2.7 - I utilize a variety of high quality resources, including those outside of the school to support student learning. InTASC 8



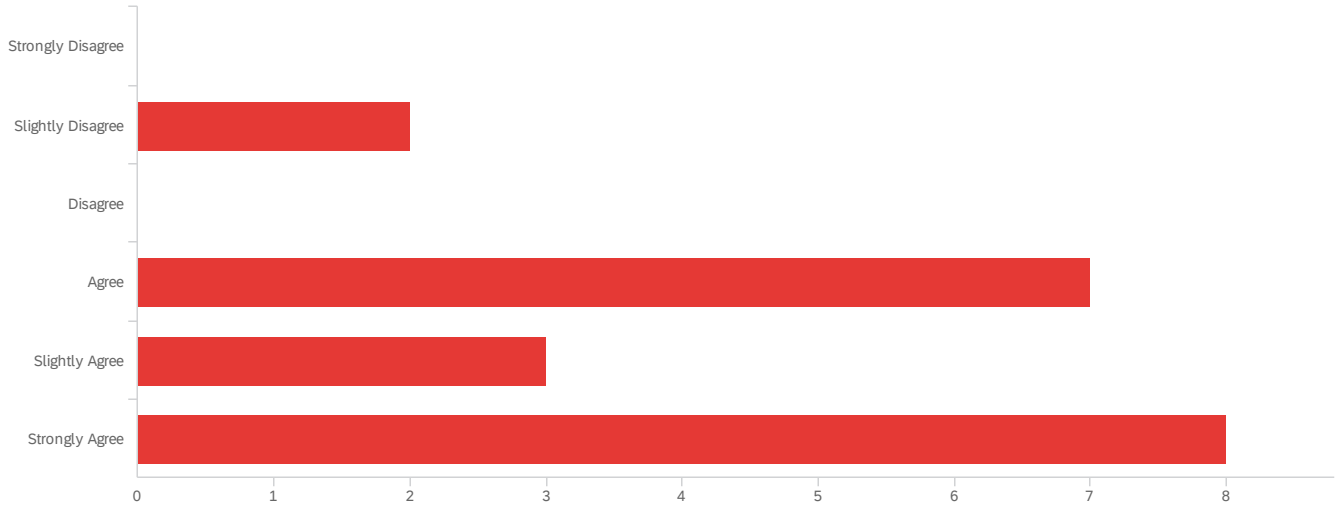
#	Field	Minimum	Maximum	Mean	Std Deviation	Variance	Count
1	I utilize a variety of high quality resources, including those outside of the school to support student learning. InTASC 8	2.00	6.00	4.60	1.16	1.34	20

#	Field	Choice Count
1	Strongly Disagree	0.00% 0
2	Slightly Disagree	5.00% 1
3	Disagree	5.00% 1
4	Agree	50.00% 10
5	Slightly Agree	5.00% 1
6	Strongly Agree	35.00% 7

20

Showing rows 1 - 7 of 7

Q2.8 - I design lessons that support instructional outcomes and reflect important concepts. InTASC 7



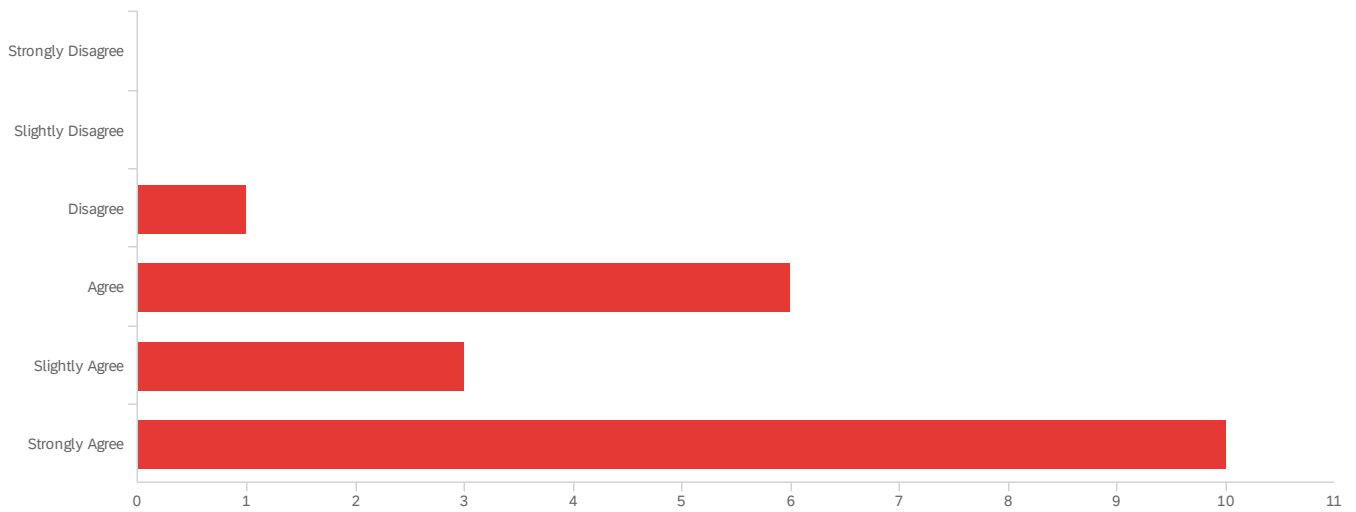
#	Field	Minimum	Maximum	Mean	Std Deviation	Variance	Count
1	I design lessons that support instructional outcomes and reflect important concepts. InTASC 7	2.00	6.00	4.75	1.26	1.59	20

#	Field	Choice Count
1	Strongly Disagree	0.00% 0
2	Slightly Disagree	10.00% 2
3	Disagree	0.00% 0
4	Agree	35.00% 7
5	Slightly Agree	15.00% 3
6	Strongly Agree	40.00% 8

20

Showing rows 1 - 7 of 7

Q2.9 - I am confident in my ability to design formal and informal assessments. INTASC 6



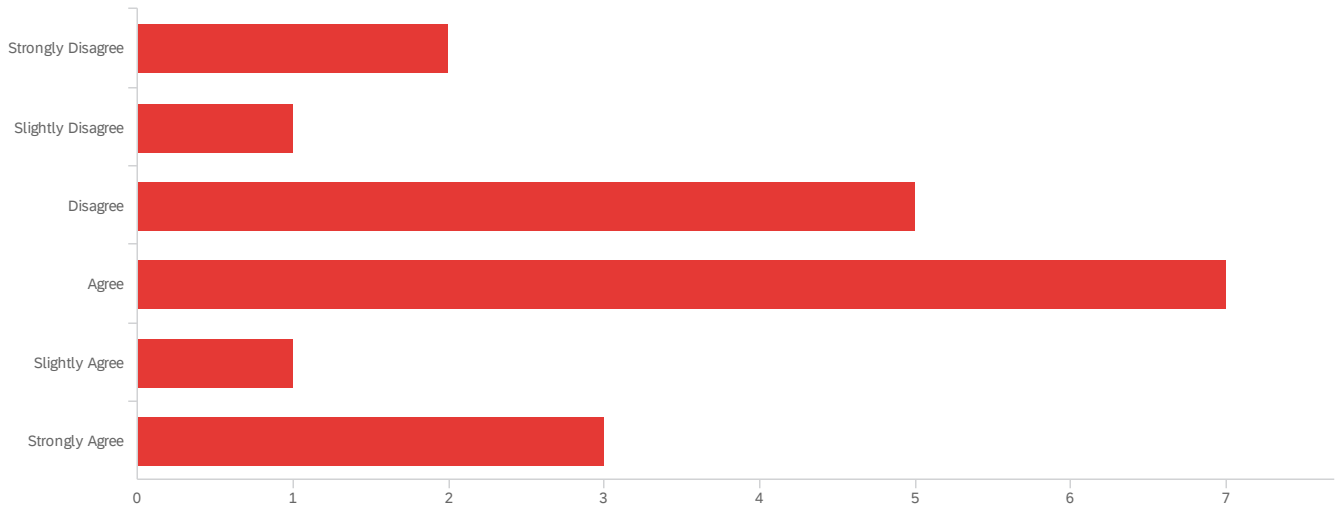
#	Field	Minimum	Maximum	Mean	Std Deviation	Variance	Count
1	I am confident in my ability to design formal and informal assessments. INTASC 6	3.00	6.00	5.10	0.99	0.99	20

#	Field	Choice Count
1	Strongly Disagree	0.00% 0
2	Slightly Disagree	0.00% 0
3	Disagree	5.00% 1
4	Agree	30.00% 6
5	Slightly Agree	15.00% 3
6	Strongly Agree	50.00% 10

20

Showing rows 1 - 7 of 7

Q2.10 - I have the ability to incorporate and utilize principles of trauma informed school practices to address students experiencing adverse events. InTASC1

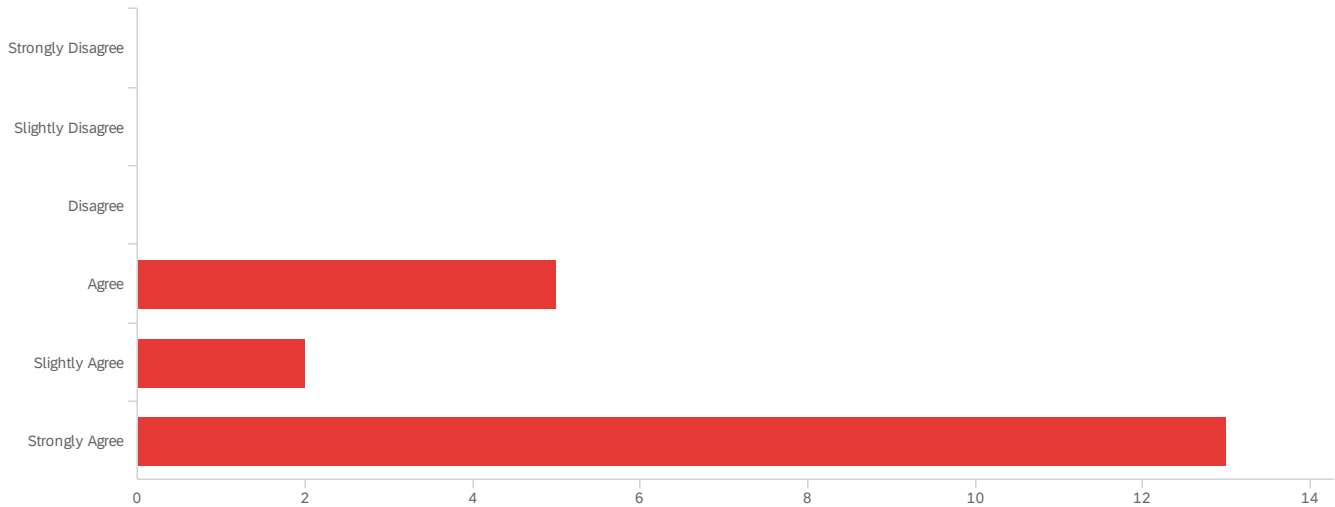


#	Field	Minimum	Maximum	Mean	Std Deviation	Variance	Count
1	I have the ability to incorporate and utilize principles of trauma informed school practices to address students experiencing adverse events. InTASC1	1.00	6.00	3.68	1.42	2.01	19

#	Field	Choice Count
1	Strongly Disagree	10.53% 2
2	Slightly Disagree	5.26% 1
3	Disagree	26.32% 5
4	Agree	36.84% 7
5	Slightly Agree	5.26% 1
6	Strongly Agree	15.79% 3

Q3.2 - I am confident in my ability to create an inclusive environment of respect and

rapport. InTASC 3



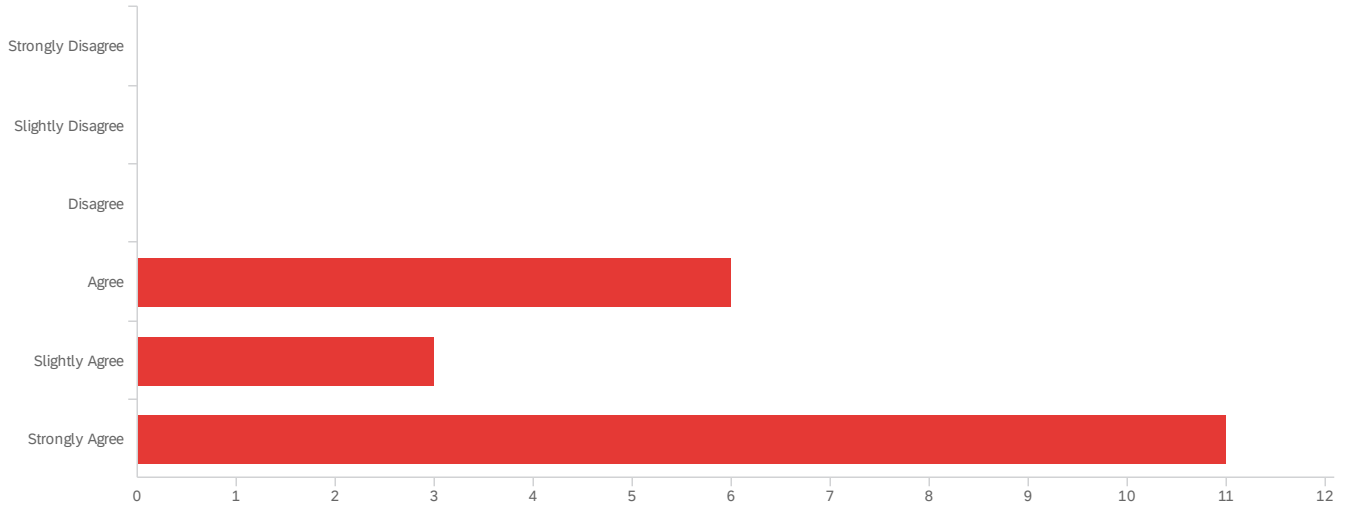
#	Field	Minimum	Maximum	Mean	Std Deviation	Variance	Count
1	I am confident in my ability to create an inclusive environment of respect and rapport. InTASC 3	4.00	6.00	5.40	0.86	0.74	20

#	Field	Choice Count
1	Strongly Disagree	0.00% 0
2	Slightly Disagree	0.00% 0
3	Disagree	0.00% 0
4	Agree	25.00% 5
5	Slightly Agree	10.00% 2
6	Strongly Agree	65.00% 13

20

Showing rows 1 - 7 of 7

Q3.3 - 2. Teachers foster an inclusive classroom environment that promotes student discussions and question



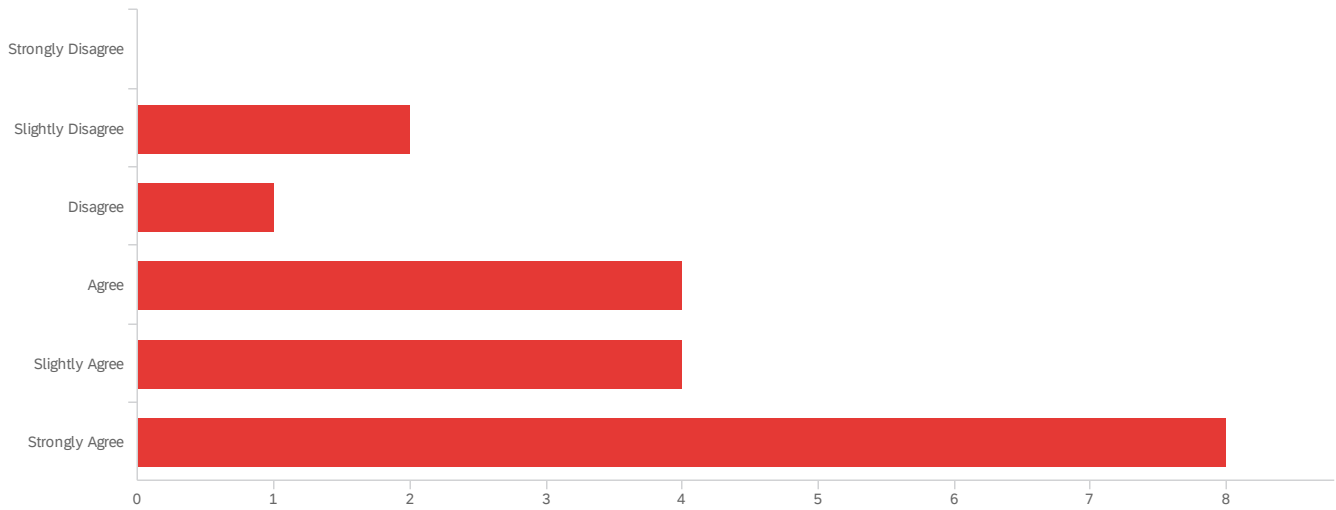
#	Field	Minimum	Maximum	Mean	Std Deviation	Variance	Count
1	2. Teachers foster an inclusive classroom environment that promotes student discussions and question	4.00	6.00	5.25	0.89	0.79	20

#	Field	Choice Count
1	Strongly Disagree	0.00% 0
2	Slightly Disagree	0.00% 0
3	Disagree	0.00% 0
4	Agree	30.00% 6
5	Slightly Agree	15.00% 3
6	Strongly Agree	55.00% 11

20

Showing rows 1 - 7 of 7

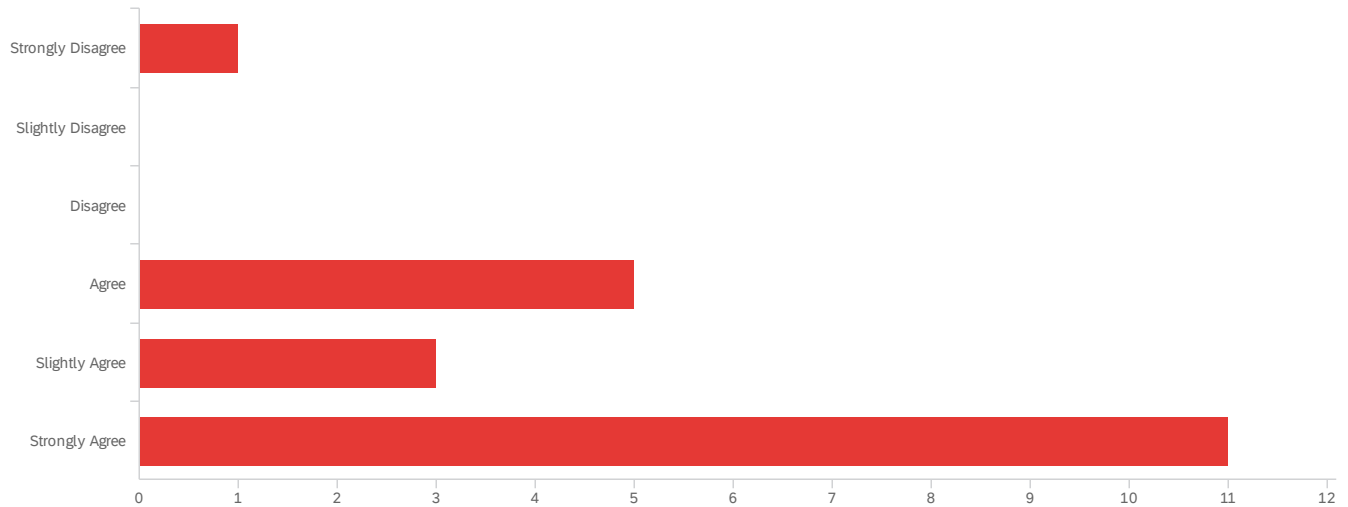
Q3.4 - I am confident in my ability to manage classroom procedures. InTASC 3



#	Field	Minimum	Maximum	Mean	Std Deviation	Variance	Count
1	I am confident in my ability to manage classroom procedures. InTASC 3	2.00	6.00	4.79	1.32	1.75	19

#	Field	Choice Count
1	Strongly Disagree	0.00% 0
2	Slightly Disagree	10.53% 2
3	Disagree	5.26% 1
4	Agree	21.05% 4
5	Slightly Agree	21.05% 4
6	Strongly Agree	42.11% 8

Q3.5 - I work with others to create an environment that supports learning and positive social interactions and behavior. InTASC 3



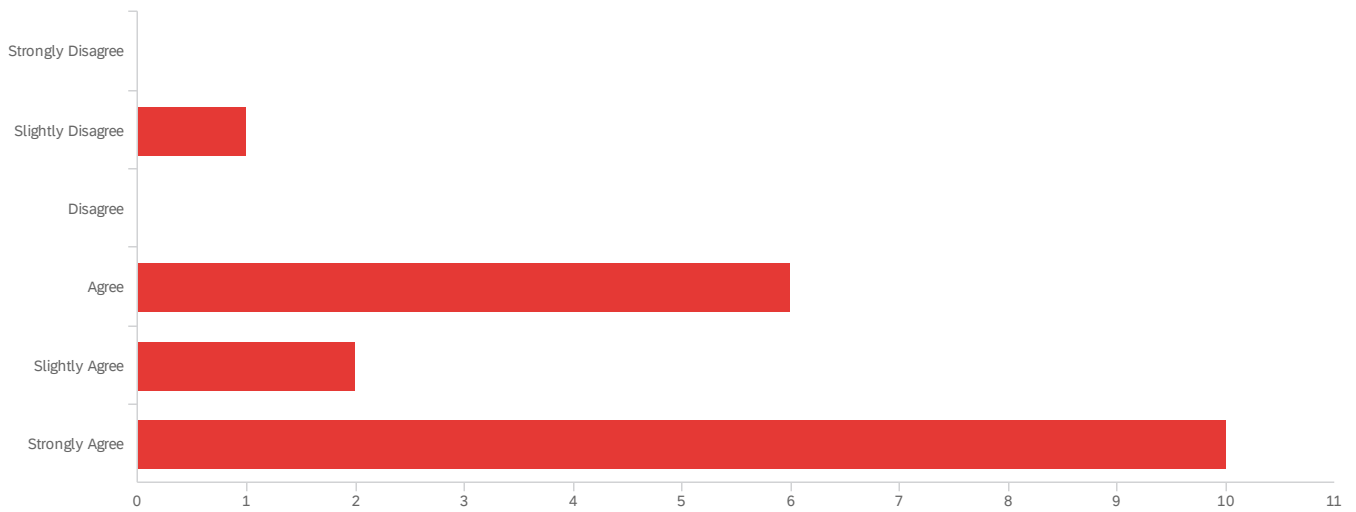
#	Field	Minimum	Maximum	Mean	Std Deviation	Variance	Count
1	I work with others to create an environment that supports learning and positive social interactions and behavior. InTASC 3	1.00	6.00	5.10	1.26	1.59	20

#	Field	Choice Count
1	Strongly Disagree	5.00% 1
2	Slightly Disagree	0.00% 0
3	Disagree	0.00% 0
4	Agree	25.00% 5
5	Slightly Agree	15.00% 3
6	Strongly Agree	55.00% 11

20

Showing rows 1 - 7 of 7

Q4.2 - I am able to clearly communicate content knowledge to students. InTASC 4



#	Field	Minimum	Maximum	Mean	Std Deviation	Variance	Count
1	I am able to clearly communicate content knowledge to students. InTASC 4	2.00	6.00	5.05	1.15	1.31	19

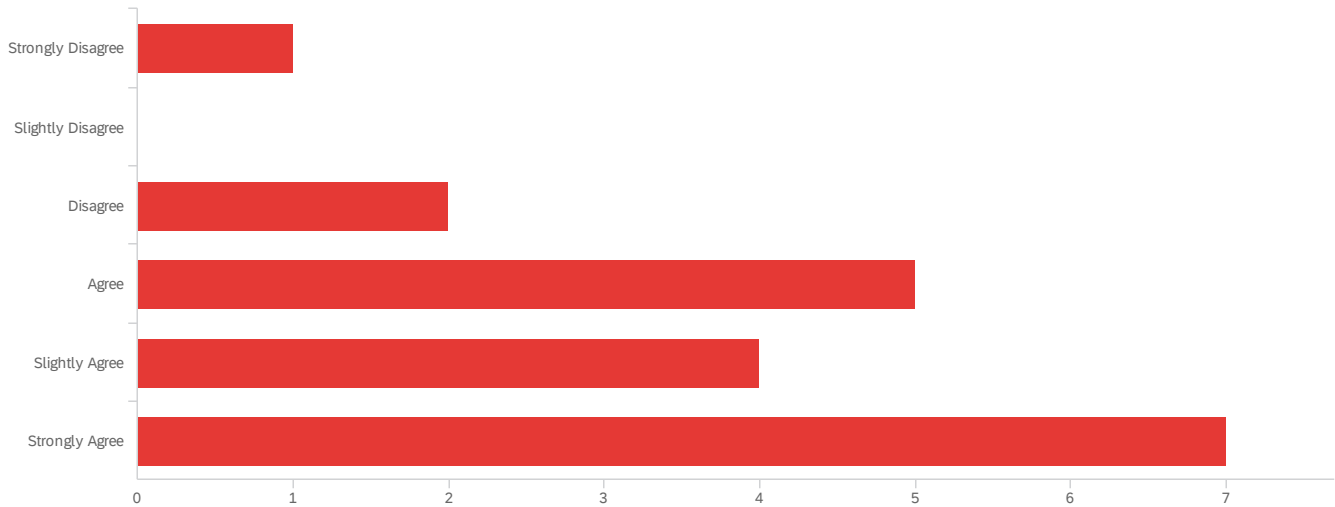
#	Field	Choice Count
1	Strongly Disagree	0.00% 0
2	Slightly Disagree	5.26% 1
3	Disagree	0.00% 0
4	Agree	31.58% 6
5	Slightly Agree	10.53% 2
6	Strongly Agree	52.63% 10

19

Showing rows 1 - 7 of 7

Q4.3 - I utilize a variety of questions to meet diverse learning preferences and needs.

InTASC 5



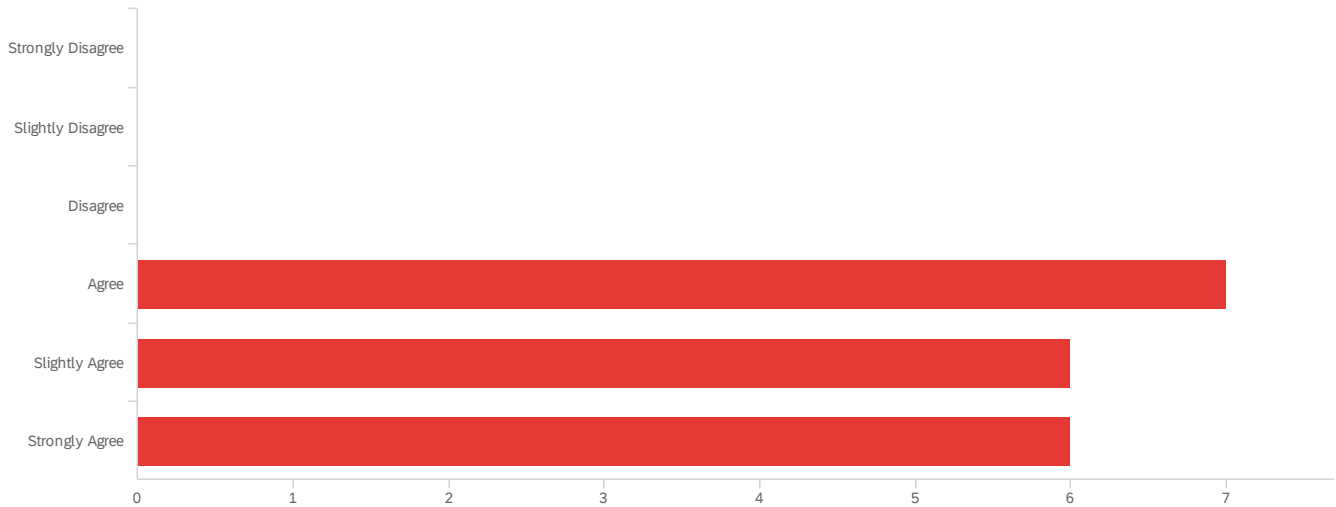
#	Field	Minimum	Maximum	Mean	Std Deviation	Variance	Count
1	I utilize a variety of questions to meet diverse learning preferences and needs. InTASC 5	1.00	6.00	4.68	1.34	1.80	19

#	Field	Choice Count
1	Strongly Disagree	5.26% 1
2	Slightly Disagree	0.00% 0
3	Disagree	10.53% 2
4	Agree	26.32% 5
5	Slightly Agree	21.05% 4
6	Strongly Agree	36.84% 7

19

Showing rows 1 - 7 of 7

Q4.4 - I am confident in my ability to engage students in discussions to support learning objectives. InTASC 8



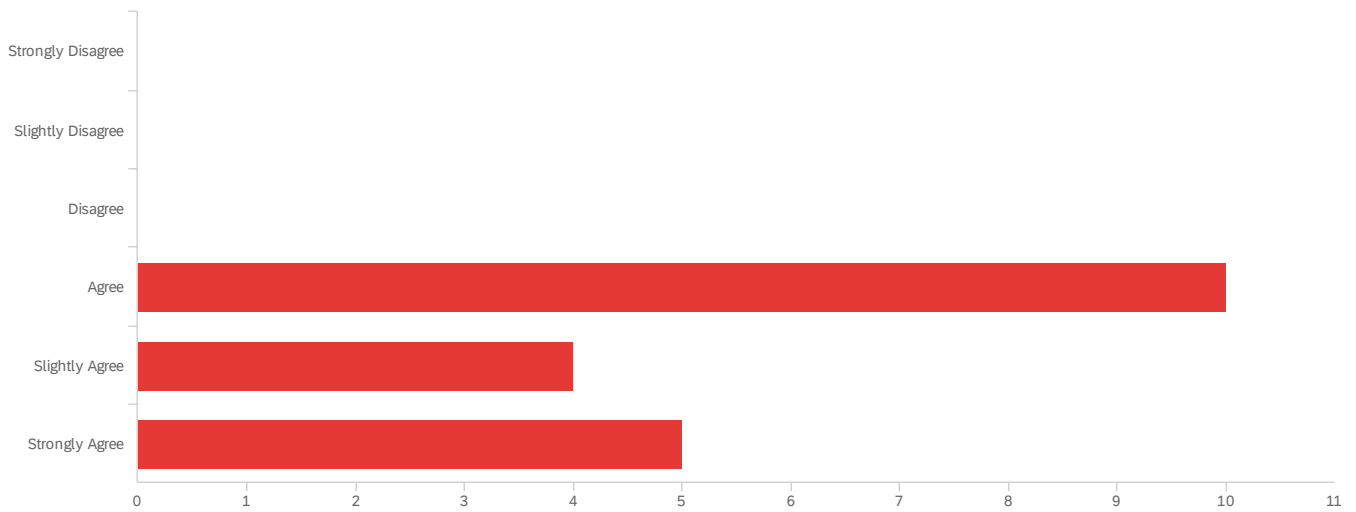
#	Field	Minimum	Maximum	Mean	Std Deviation	Variance	Count
1	I am confident in my ability to engage students in discussions to support learning objectives. InTASC 8	4.00	6.00	4.95	0.83	0.68	19

#	Field	Choice Count
1	Strongly Disagree	0.00% 0
2	Slightly Disagree	0.00% 0
3	Disagree	0.00% 0
4	Agree	36.84% 7
5	Slightly Agree	31.58% 6
6	Strongly Agree	31.58% 6

19

Showing rows 1 - 7 of 7

Q4.5 - I am able to intellectually engage in lessons related to standards. InTASC 5



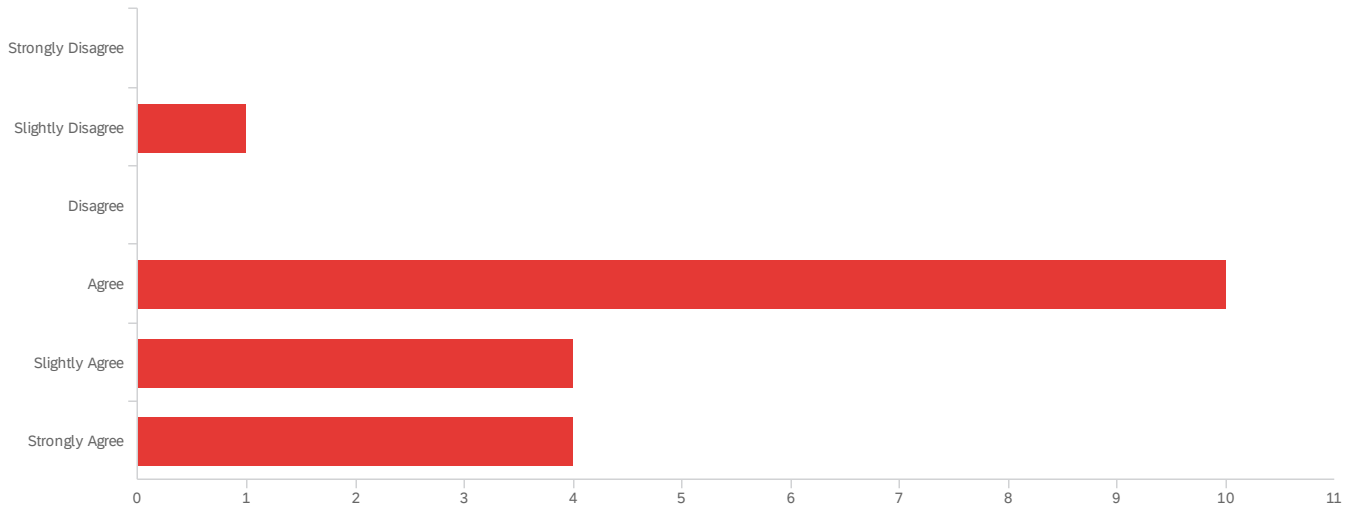
#	Field	Minimum	Maximum	Mean	Std Deviation	Variance	Count
1	I am able to intellectually engage in lessons related to standards. InTASC 5	4.00	6.00	4.74	0.85	0.72	19

#	Field	Choice Count
1	Strongly Disagree	0.00% 0
2	Slightly Disagree	0.00% 0
3	Disagree	0.00% 0
4	Agree	52.63% 10
5	Slightly Agree	21.05% 4
6	Strongly Agree	26.32% 5

19

Showing rows 1 - 7 of 7

Q4.6 - I support learning initiatives to make learning more relevant to diverse student needs. InTASC 1



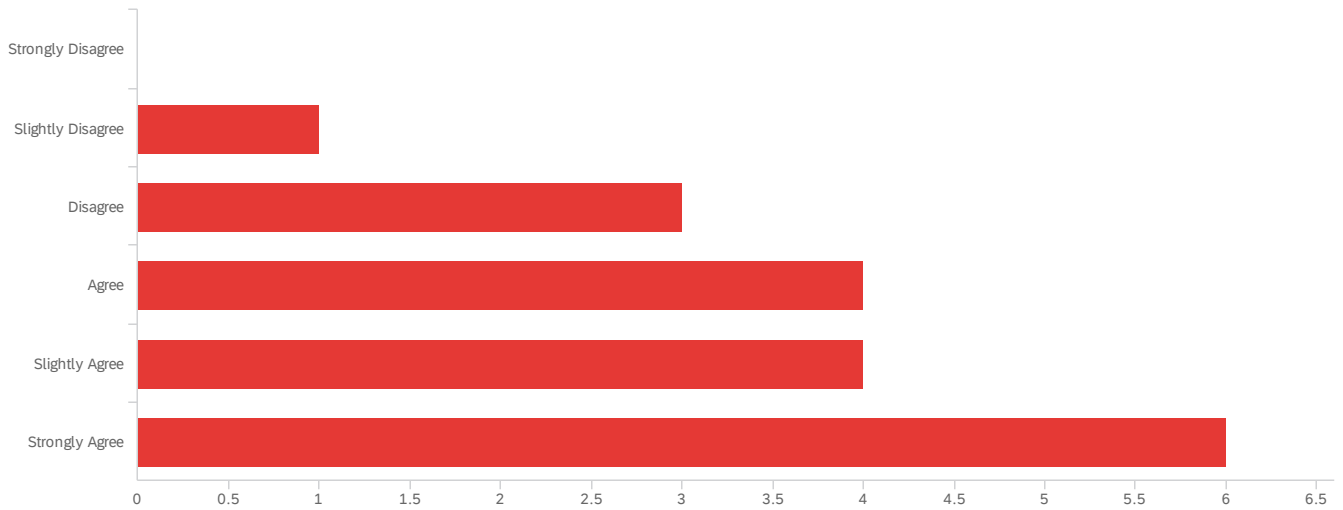
#	Field	Minimum	Maximum	Mean	Std Deviation	Variance	Count
1	I support learning initiatives to make learning more relevant to diverse student needs. InTASC 1	2.00	6.00	4.53	0.99	0.99	19

#	Field	Choice Count
1	Strongly Disagree	0.00% 0
2	Slightly Disagree	5.26% 1
3	Disagree	0.00% 0
4	Agree	52.63% 10
5	Slightly Agree	21.05% 4
6	Strongly Agree	21.05% 4

19

Showing rows 1 - 7 of 7

Q4.7 - I engage students in reflection and synthesis of content knowledge. InTASC 8



#	Field	Minimum	Maximum	Mean	Std Deviation	Variance	Count
1	I engage students in reflection and synthesis of content knowledge. InTASC 8	2.00	6.00	4.61	1.25	1.57	18

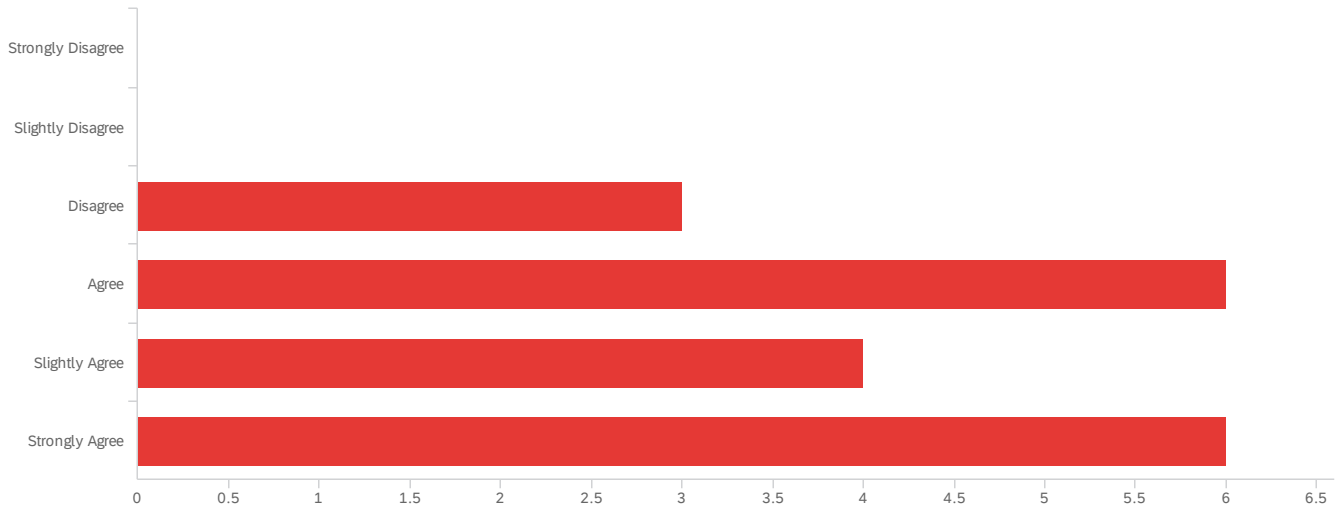
#	Field	Choice Count
1	Strongly Disagree	0.00% 0
2	Slightly Disagree	5.56% 1
3	Disagree	16.67% 3
4	Agree	22.22% 4
5	Slightly Agree	22.22% 4
6	Strongly Agree	33.33% 6

18

Showing rows 1 - 7 of 7

Q4.8 - I use a variety of assessments to adjust instruction to meet students' needs InTasc

6



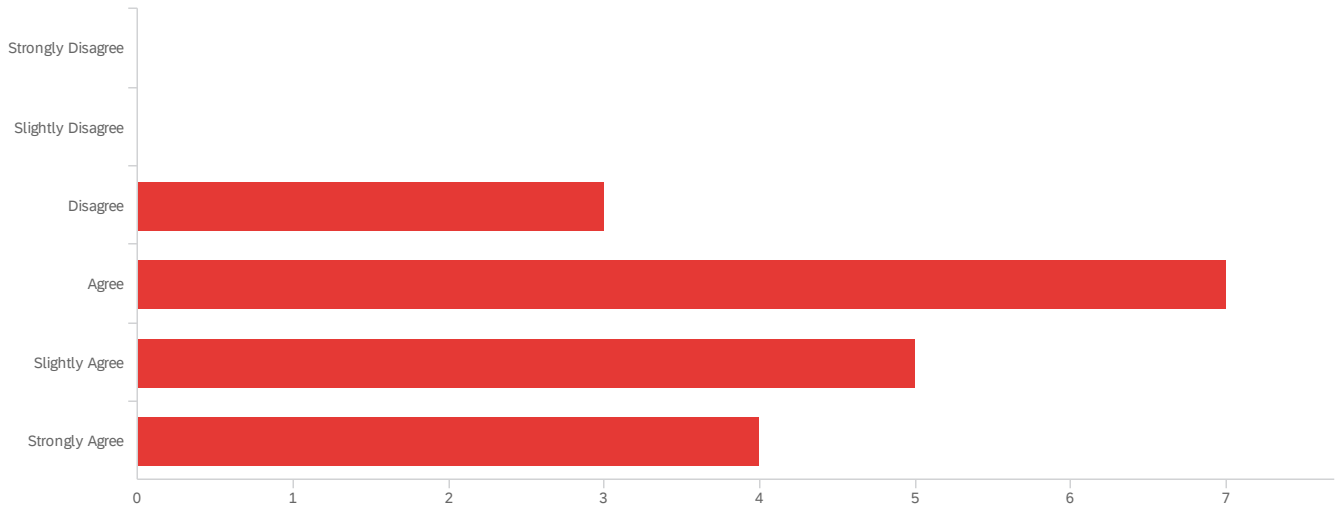
#	Field	Minimum	Maximum	Mean	Std Deviation	Variance	Count
1	I use a variety of assessments to adjust instruction to meet students' needs InTasc 6	3.00	6.00	4.68	1.08	1.16	19

#	Field	Choice Count
1	Strongly Disagree	0.00% 0
2	Slightly Disagree	0.00% 0
3	Disagree	15.79% 3
4	Agree	31.58% 6
5	Slightly Agree	21.05% 4
6	Strongly Agree	31.58% 6

19

Showing rows 1 - 7 of 7

Q4.9 - I am confident in my ability to adapt instructions to meet students' needs during a lesson. InTASC 2



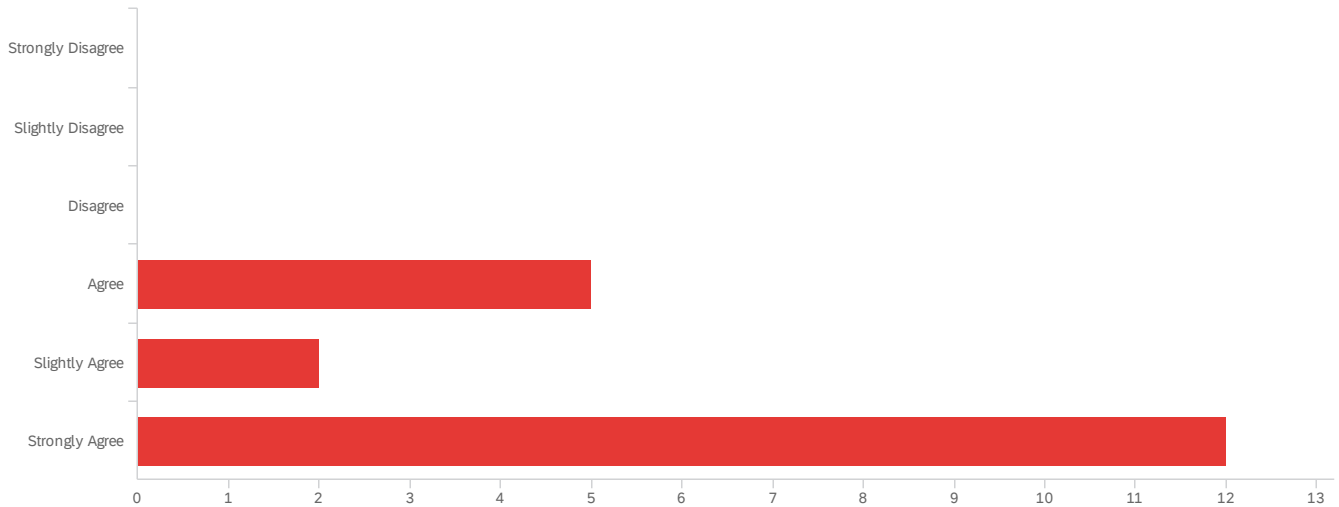
#	Field	Minimum	Maximum	Mean	Std Deviation	Variance	Count
1	I am confident in my ability to adapt instructions to meet students' needs during a lesson. InTASC 2	3.00	6.00	4.53	0.99	0.99	19

#	Field	Choice Count
1	Strongly Disagree	0.00% 0
2	Slightly Disagree	0.00% 0
3	Disagree	15.79% 3
4	Agree	36.84% 7
5	Slightly Agree	26.32% 5
6	Strongly Agree	21.05% 4

19

Showing rows 1 - 7 of 7

Q5.2 - I am confident in my ability to modify instruction based on previous experience and reflections. InTASC 9



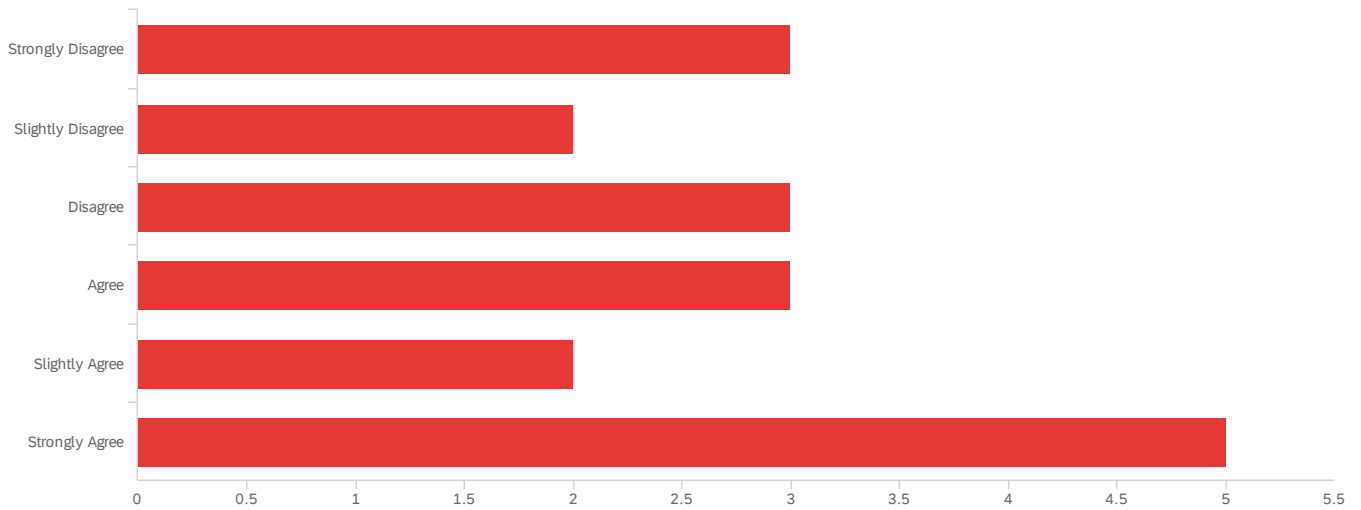
#	Field	Minimum	Maximum	Mean	Std Deviation	Variance	Count
1	I am confident in my ability to modify instruction based on previous experience and reflections. InTASC 9	4.00	6.00	5.37	0.87	0.76	19

#	Field	Choice Count
1	Strongly Disagree	0.00% 0
2	Slightly Disagree	0.00% 0
3	Disagree	0.00% 0
4	Agree	26.32% 5
5	Slightly Agree	10.53% 2
6	Strongly Agree	63.16% 12

19

Showing rows 1 - 7 of 7

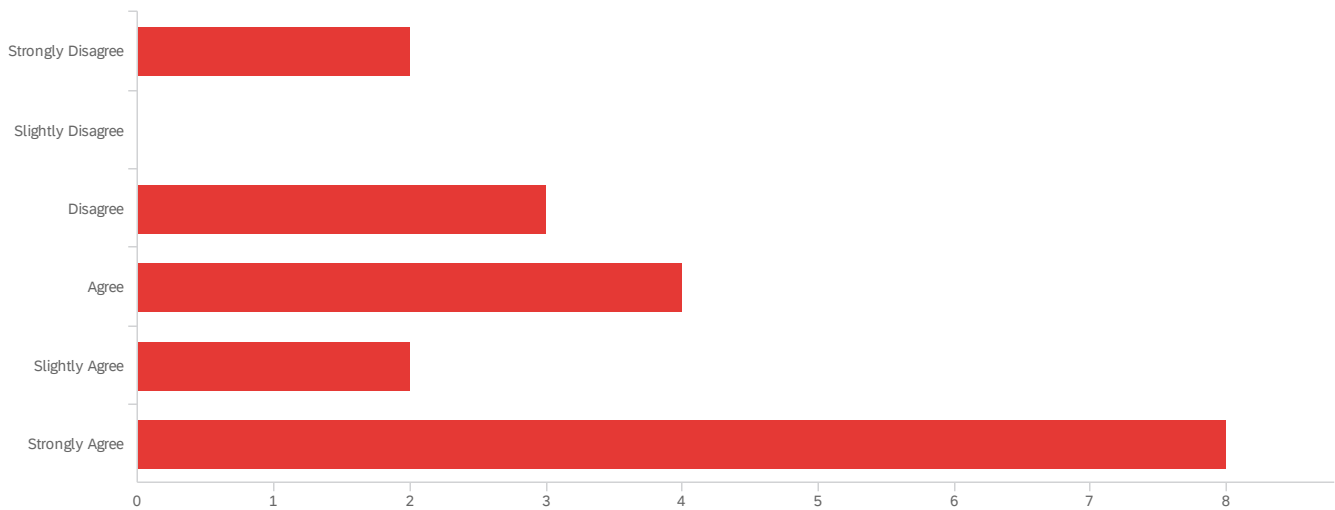
Q5.3 - I communicate effectively with families InTASC 10



#	Field	Minimum	Maximum	Mean	Std Deviation	Variance	Count
1	I communicate effectively with families InTASC 10	1.00	6.00	3.78	1.81	3.28	18

#	Field	Choice Count
1	Strongly Disagree	16.67% 3
2	Slightly Disagree	11.11% 2
3	Disagree	16.67% 3
4	Agree	16.67% 3
5	Slightly Agree	11.11% 2
6	Strongly Agree	27.78% 5

Q5.4 - I participate in a professional learning community. InTASC 9



#	Field	Minimum	Maximum	Mean	Std Deviation	Variance	Count
1	I participate in a professional learning community. InTASC 9	1.00	6.00	4.47	1.63	2.67	19

#	Field	Choice Count
1	Strongly Disagree	10.53% 2
2	Slightly Disagree	0.00% 0
3	Disagree	15.79% 3
4	Agree	21.05% 4
5	Slightly Agree	10.53% 2
6	Strongly Agree	42.11% 8

Q6.2 - What are some of the ways the current Teacher Education Program could be improved to better prepare teachers to support student learning? Please provide an explanation.

What are some of the ways the current Teacher Education Program could be im...

Teachers are now using more scripted curriculum. It would have been beneficial for me to learn about how to incorporate creative ideas within my scripted curriculum.

Adapting a written curriculum and teaching how to teach to "fidelity" while still meeting diverse needs within lessons

Teach how to use curricula that surrounding districts use so we are fluent in it before entering the profession.

More work with dealing with families and kids with trauma

More focus on classroom management for all content areas and timespans

More practice with accommodations and modifications and more pedagogical techniques.

Place student teachers in lower income area's with younger coteachers.

Need to touch on JCampus and creating SLTs

I'm not sure how to phrase this, but more information about handling negativity in the workplace. Many of my colleagues were negative and that seeped into my own teaching; I felt like a bad teacher at times and my colleagues justified my lack of standards with their own negativity. It'd be nice to be prepared for these kinds of colleagues and how to work effectively with them without coming off as chauvinistic.

Classroom Management and Discipline

More technology training

Q6.3 - Do you feel you were prepared to teach the subject(s) that you teach? Please provide an explanation.

Do you feel you were prepared to teach the subject(s) that you teach? Pleas...

I was very prepared to teach Math. I could have been more prepared to teach Science through PHd science by great minds.

No, I was more prepared to teach grades 1-3 than pre-k. I felt as if I was walking in blindly. I had one credit class on play, and it is the most important aspect as Pre-k.

With Math, yes! ELA, not so much. I don't feel like I had a proper foundation with phonics etc.

Yes, however I feel that teaching how to diversify tier 1 curricula for diverse learners and students who need accommodations would be very beneficial to teacher candidates. This has been a struggle throughout the school year (both this year and last year).

I do

Somewhat. My art classes and art education classes were great and intensive. General education classes were not equipped to support me as a teacher not teaching English or math. We were lumped in with music instruction and rarely given any credence as a 'real' class. Many assignments had to be extremely edited and skewed (by me) to be relevant to my content area or to make sense at all.

Yes because I majored in biology and I was in the STEMS2 program before receiving my certification.

Not at all. We learned STEM. We learned advanced middle school math, and I am not sure why in ECE. The only curriculum I learned and use is Eureka. No reading curriculums currently used were taught. Most things are not learned until you are IN YOUR OWN CLASSROOM.

I definitely was prepared to teach my content, but I was not prepared to motivate a set of students that's have given up all hope. The students I taught suffered extremely traumatic incidents. I hardly felt like an English teacher and felt more like a parent or counselor. It made me burn out and I'm now leaving the entire state.

Yes.

my behavior intervention course was great

Q6.4 - If you are interested in being contacted regarding your survey please provide your contact information

If you are interested in being contacted regarding your survey please provi...

Absolutely- Ali Romero Angelle 337-441-0275, ali_angelle@saintmartinschools.org

No

Michaelbrisco@yahoo.com

No thanks.

alex_fitzgerald@outlook.com

End of Report